

17 861 875



- 146mm projection
 - rigid, thermally insulated spout
 - laminar flow
 - height of mixer 288 mm
 - height up to laminar flow regulator 180 mm
 - hole diameter 35 mm
 - provides filtered, hot water up to 93°C
 - provides filtered, cold water
 - max. flow 2 l/min at 3 bar flow pressure
 - ready-to-use control unit for wall mounting (137mm x 159mm x 60mm)
 - electronic magnetic valve
 - 100-230 V, 50-60 Hz, 18 W power supply unit, incl. country-specific adapter set
 - lead-free
 - Spout ring cannot be removed.
 - This product can help a building meet the requirements of Green Building Rating Systems, e.g. LEED®, BREEAM®, DGNB
- A minimum flow pressure of 3 bar is necessary for the HOT & COLD WATER DISPENSER to work perfectly in conjunction with a hot water tank and filter.**
- In addition, the installation must be above a kitchen sink.**
- The filter cartridge must be changed every six months. The installation instructions contain further information for guidance.**
- Detailed planning information and technical data can be found at www.dornbracht.com/professional**

A minimum flow pressure of 3 bar is necessary for the HOT & COLD WATER DISPENSER to work perfectly in conjunction with a hot water tank and filter.

In addition, the installation must be above a kitchen sink.

The filter cartridge must be changed every six months. The installation instructions contain further information for guidance.

Detailed planning information and technical data can be found at www.dornbracht.com/professional

	Matte Black	17 861 875-33
	Chrome	17 861 875-00
	Brushed Platinum	17 861 875-06
	Platinum	17 861 875-08
	Durabrand (23kt Gold)	17 861 875-09
	Dark Chrome	17 861 875-19
	Brushed Durabrand (23kt Gold)	17 861 875-28
	Brushed Champagne (22kt Gold)	17 861 875-46
	Champagne (22kt Gold)	17 861 875-47
	Brushed Chrome	17 861 875-93
	Brushed Dark Platinum	17 861 875-99

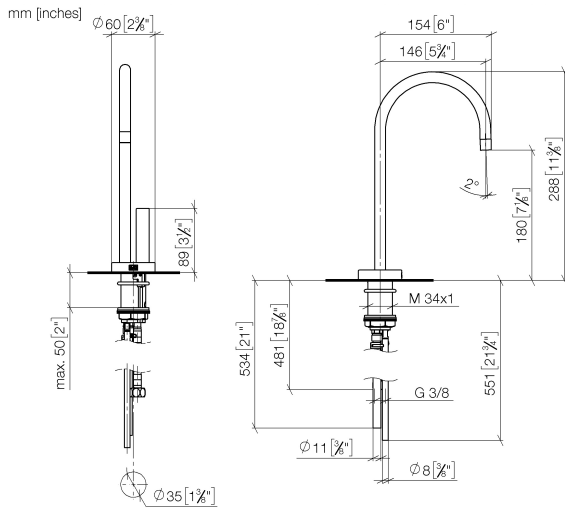
Required miscellaneous



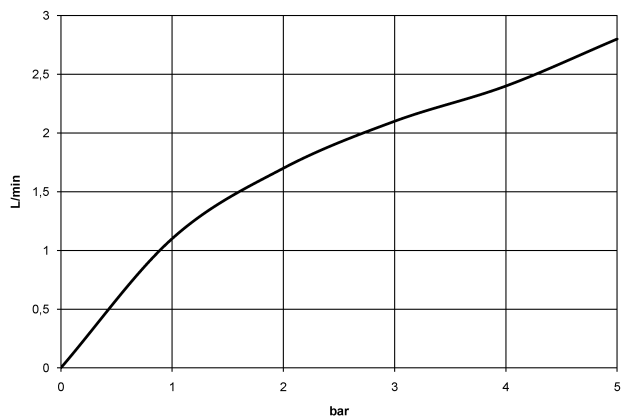
Hot water tank incl. filter -

12 892 970 90

17 861 875



Flow rate chart



Codes & Standards

DIN 4109	Executive Order no. 1007	ISO 3822	NSF372
NSF61	Ü-Zeichen		



TARA ULTRA HOT & COLD WATER DISPENSER - Matte Black

TARA ULTRA

17 861 875

Certificates

GDV_0400

IAPMO_N-4

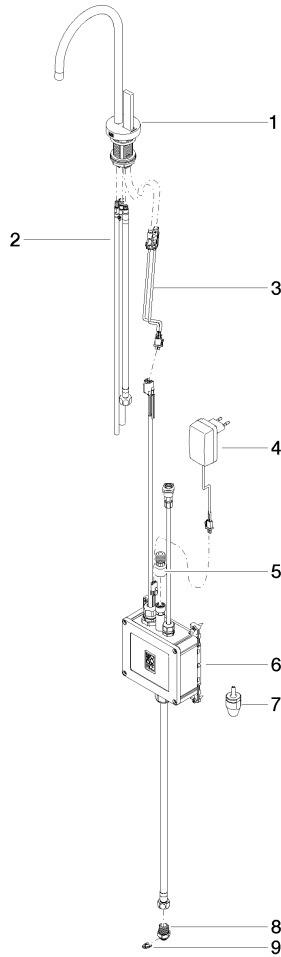
LGA_28

IAPMO_6

17 861 875

Product version from 5/27/2021 to 5/28/2022

Product version from 5/28/2022





TARA ULTRA HOT & COLD WATER DISPENSER - Matte Black

TARA ULTRA

17 861 875

Spare parts list

Product version from 5/27/2021 to 5/28/2022

Product version from 5/28/2022

No.	Item Number	Name	Quantity used	Delivery time
	90 17 85 100 05-33	fitting	9	2