

META SQUARE COLD WATER DISPENSER - Brushed Champagne (22kt Gold)

META SQUARE

17 872 861



- 145mm projection
- pivotable spout 360°
- laminar flow
- height of mixer 250 mm
- height up to laminar flow regulator 185 mm
- hole diameter 35 mm
- Provides filtered, cold water or filtered, chilled water (depending on your combination)
- max. flow 3.8 l/min at 3 bar flow pressure
- mechanical valve
- lead-free
- This product can help a building meet the requirements of Green Building Rating Systems, e.g. LEED®, BREEAM®, DGNB











Compatible with standard filtration systems or chillers with 1/4" compression connection.

In addition, the installation must be above a kitchen sink.

The filter cartridge must be changed every six months. The installation instructions contain further information for guidance.

Detailed planning information and technical data can be found at [www.dornbracht.com/professional](http://www.dornbracht.com/professional)

Available for delivery from the fourth quarter of 2024.

	Brushed Champagne (22kt Gold)	17 872 861-46
	Chrome	17 872 861-00
	Brushed Platinum	17 872 861-06
	Platinum	17 872 861-08
	Dark Chrome	17 872 861-19
	Brushed Durabrass (23kt Gold)	17 872 861-28
	Matte Black	17 872 861-33
	Champagne (22kt Gold)	17 872 861-47
	Brushed Chrome	17 872 861-93
	Brushed Dark Platinum	17 872 861-99

META SQUARE COLD WATER DISPENSER - Brushed Champagne (22kt Gold)

## META SQUARE

17 872 861

mm [inches]

