







CL.1 Deck valve anti-clockwise closing hot - Brushed Platinum

CL.1

20 000 706



- hole diameter valve 32 mm
- rosette 60 x 60 mm
- with hot marking
- WRAS 2103001

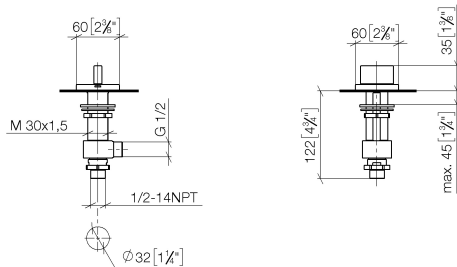
	Brushed Platinum	20 000 706-06
	Chrome	20 000 706-00
	Dark Chrome	20 000 706-19
	Brushed Champagne (22kt Gold)	20 000 706-46
	Champagne (22kt Gold)	20 000 706-47
	Brushed Dark Platinum	20 000 706-99

CL.1 Deck valve anti-clockwise closing hot - Brushed Platinum

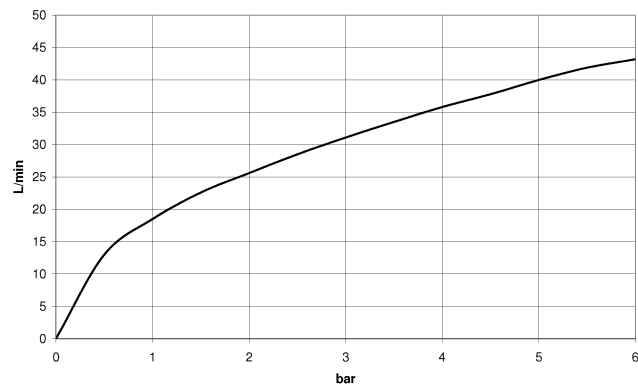
CL.1

20 000 706

mm [inches]



Flow rate chart



Codes & Standards

ASME A112.18.1

cUPC

DIN 4109

ISO 3822

Scottish Water  
Byelaws

UK Water Supply  
Regulations

Ü-Zeichen



## CL.1 Deck valve anti-clockwise closing hot - Brushed Platinum

---

CL.1

20 000 706

### Certificates

---

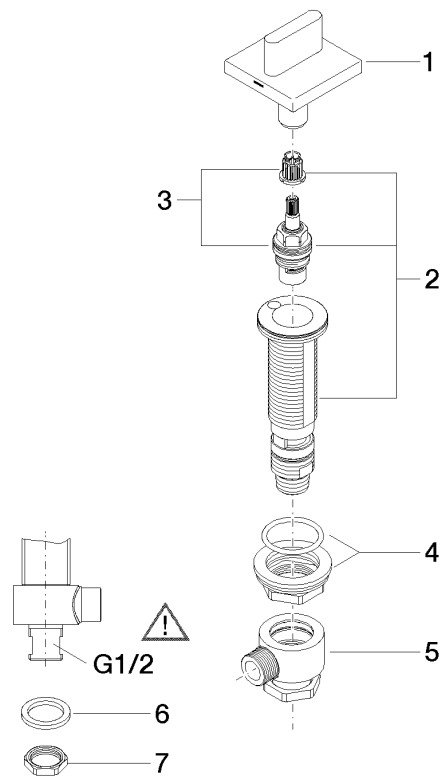
IAPMO\_4976

WRAS\_2103

LGA\_28

**Product version from 3/9/2015**

Parts for other  
finishes can be found  
here: [Chrome](#)





## CL.1 Deck valve anti-clockwise closing hot - Brushed Platinum

CL.1

20 000 706

### Spare parts list

#### Product version from 3/9/2015

No.	Item Number	Name	Quantity used	Delivery time
	90 20 70 051 05-06	handle ( hot )	8	10