










TARA Deck valve clockwise closing cold or hot - Chrome

TARA

20 000 892 Product version from 4/1/2025



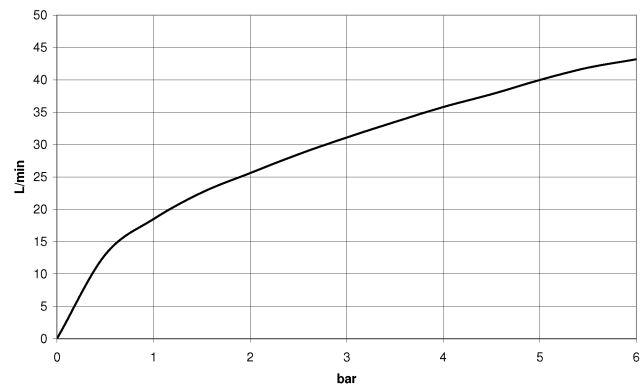
- hole diameter 32 mm
- rosette Ø 55 mm
- WRAS

| | | |
|---|-------------------------------------|---------------|
|  | Chrome | 20 000 892-00 |
|  | Brushed Platinum | 20 000 892-06 |
|  | Platinum | 20 000 892-08 |
|  | Dark Chrome | 20 000 892-19 |
|  | Brushed Durabrass (23kt Gold) | 20 000 892-28 |
|  | Matte Black | 20 000 892-33 |
|  | Brushed Dark Brass | 20 000 892-39 |
| | Brushed Bronze | 20 000 892-42 |
|  | Brushed Champagne (22kt Gold) | 20 000 892-46 |
|  | Champagne (22kt Gold) | 20 000 892-47 |
|  | Brushed Chrome | 20 000 892-93 |
|  | Brushed Dark Platinum | 20 000 892-99 |

mm [inches]



Flow rate chart



Codes & Standards

| | | | |
|----------------|------|---------------------------|--------------------------------|
| ASME A112.18.1 | cUPC | Scottish Water Byelaws | UK Water Supply Regulations |
|----------------|------|---------------------------|--------------------------------|



TARA Deck valve clockwise closing cold or hot - Chrome

TARA

20 000 892 Product version from 4/1/2025

Certificates and sustainability

WRAS_2112

IAPMO_4976

Parts for other
finishes can be found
here: Brushed
Platinum



Spare parts list

| No. | Item Number | Name | Quantity used | Delivery time |
|-----|--------------------|------------|---------------|---------------|
| 6 | 09 21 02 140-00 | sleeve | 1.00 | 10 |
| 2 | 09 20 89 010-00 | handle | 1.00 | 60 |
| 9 | 90 17 11 040 31 90 | side panel | 1.00 | 2 |
| 7 | 09 27 89 105-00 | rosette | 1.00 | 10 |
| 3 | 90 12 12 007 00-00 | base | 1.00 | 10 |
| 4 | 90 30 11 029 00 90 | disc | 1.00 | 2 |
| 5 | 90 30 30 075 00 90 | screw | 1.00 | 2 |
| 8 | 90 14 10 043 00 90 | seal | 1.00 | 2 |
| 1 | 90 20 89 010 10-00 | handle | 1.00 | 10 |