

Deck valve anti-clockwise closing cold - Chrome







CL.1

20 004 716



- hole diameter 32 mm
- rosette 60 x 47 mm
- with cold marking

Fits: CL.1, CYO

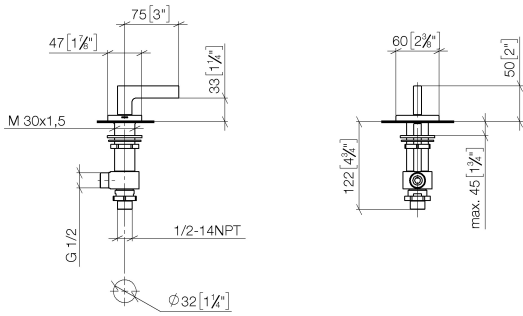
	Chrome	20 004 716-00
	Brushed Platinum	20 004 716-06
	Brushed Durabronze (23kt Gold)	20 004 716-28
	Brushed Champagne (22kt Gold)	20 004 716-46
	Champagne (22kt Gold)	20 004 716-47
	Brushed Dark Platinum	20 004 716-99

Deck valve anti-clockwise closing cold - Chrome

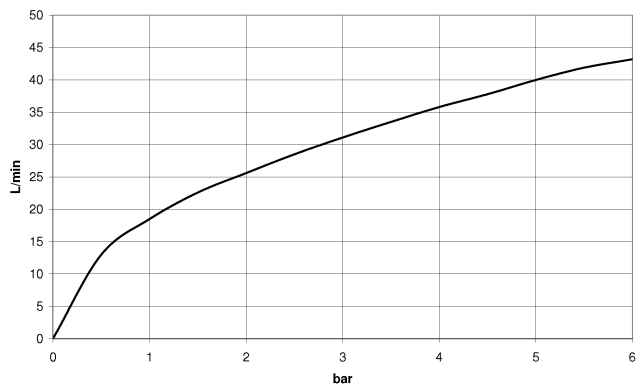
CL.1

20 004 716

mm [inches]



Flow rate chart



Codes & Standards

ASME A112.18.1

cUPC

DIN 4109

ISO 3822

NSF372

NSF61

Ü-Zeichen



Deck valve anti-clockwise closing cold - Chrome

CL.1

20 004 716

Certificates

IAPMO_4976

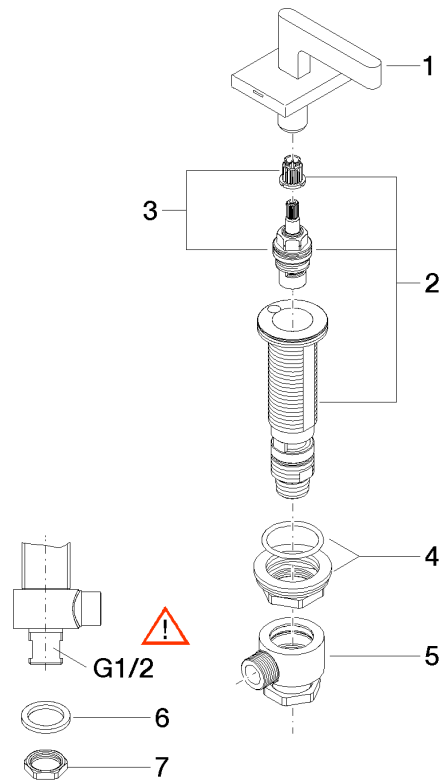
IAPMO_N-4

LGA_28

IAPMO_6

Product version from 6/1/2015

Parts for other
finishes can be found
here: Brushed
Platinum





Deck valve anti-clockwise closing cold - Chrome

CL.1

20 004 716

Spare parts list

Product version from 6/1/2015

No.	Item Number	Name	Quantity used	Delivery time
	90 20 70 057 03-00	handle (cold)	7	10