

CL.1 Deck valve clockwise closing cold - Brushed Champagne (22kt Gold)

CL.1

20 006 705

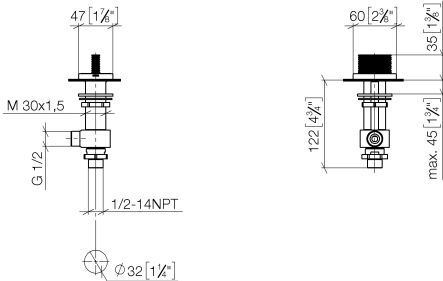


- with CASCADE structure
- hole diameter 32 mm
- rosette 60 x 47 mm
- with cold marking
- WRAS 240202020

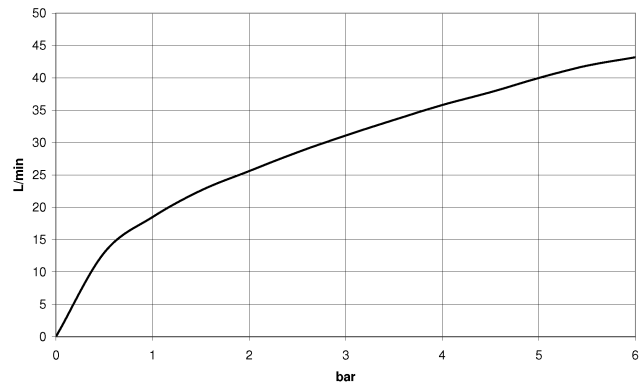
	Brushed Champagne (22kt Gold)	20 006 705-46
	Chrome	20 006 705-00
	Brushed Platinum	20 006 705-06
	Dark Chrome	20 006 705-19
	Champagne (22kt Gold)	20 006 705-47
	Brushed Dark Platinum	20 006 705-99

20 006 705

mm [inches]



Flow rate chart



Codes & Standards

DIN 4109	ISO 3822	NSF372	NSF61
Scottish Water Byelaws	UK Water Supply Regulations	Ü-Zeichen	



CL.1 Deck valve clockwise closing cold - Brushed Champagne (22kt Gold)

CL.1

20 006 705

Certificates

WRAS_240202

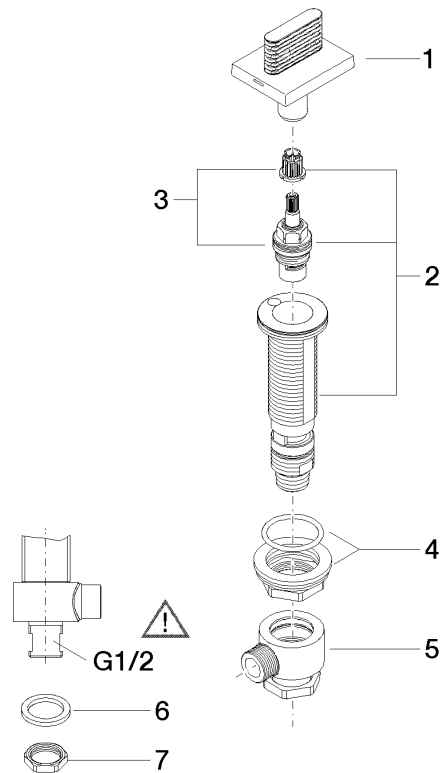
IAPMO_N-4

LGA_28

IAPMO_6

Product version from 3/9/2015

Parts for other
finishes can be found
here: [Chrome](#)





CL.1 Deck valve clockwise closing cold - Brushed Champagne (22kt Gold)

CL.1

20 006 705

Spare parts list

Product version from 3/9/2015

No.	Item Number	Name	Quantity used	Delivery time
	90 20 70 053 06-46	handle (cold)	8	30