

Shower set without hand shower - Brushed Platinum















SERIES-VARIOUS

26 413 979 Product version from 10/1/2023



- COMPACT RAIN, max. flow rate l/min (at 3 bar)
- gauge 853 mm
- shower hose connector 3/8"
- metal shower hose 1750mm with integrated anti-twist protection
- slide bar
- Pipe diameter 18 mm
- inherently safe from back flow
- WRAS

This article does not include a hand shower!


	Brushed Platinum	26 413 979-06
	Chrome	26 413 979-00
	Platinum	26 413 979-08
	Dark Chrome	26 413 979-19
	Light Gold	26 413 979-26
	Brushed Light Gold	26 413 979-27
	Brushed Durabrass (23kt Gold)	26 413 979-28
	Matte Black	26 413 979-33
	Brushed Dark Brass	26 413 979-39
	Brushed Bronze	26 413 979-42
	Brushed Champagne (22kt Gold)	26 413 979-46
	Champagne (22kt Gold)	26 413 979-47
	Brushed Chrome	26 413 979-93
	Brushed Dark Platinum	26 413 979-99

Shower set without hand shower - Brushed Platinum


SERIES-VARIOUS

26 413 979 Product version from 10/1/2023


Recommended miscellaneous

	Concealed wall elbow - •min. recess depth 90 mm •max. recess depth 163 mm	35 085 970 90
---	--	---------------

Required miscellaneous

	Hand shower - Brushed Platinum	28 017 979-06
---	---------------------------------------	---------------


Required miscellaneous

	Hand shower - Brushed Platinum	28 016 979-06
---	---------------------------------------	---------------

Recommended miscellaneous

	Wall elbow - Brushed Platinum	28 450 980-06
---	--------------------------------------	---------------

Required miscellaneous

	Hand shower FlowReduce - Brushed Platinum	28 012 979-06 0010
---	--	--------------------


Required miscellaneous

	SERIES-VARIOUS Hand shower FlowReduce - Brushed Platinum	28 025 979-06 0010
---	---	--------------------

Required miscellaneous

	SERIES-VARIOUS Hand shower FlowReduce - Brushed Platinum	28 029 979-06 0010
---	---	--------------------

Required miscellaneous

	Hand shower FlowReduce - Brushed Platinum	28 016 979-06 0010
---	--	--------------------

Required miscellaneous

	Hand shower - Brushed Platinum	28 012 979-06
---	---------------------------------------	---------------


Recommended miscellaneous

	LISSE Wall elbow - Brushed Platinum	28 450 845-06
---	--	---------------

Required miscellaneous

	Hand shower - Brushed Platinum	28 018 979-06
---	---------------------------------------	---------------

Required miscellaneous

	Hand shower FlowReduce - Brushed Platinum	28 018 979-06 0010
---	--	--------------------

Required miscellaneous

	SERIES-VARIOUS Hand shower - Brushed Platinum	28 029 979-06
---	--	---------------

Shower set without hand shower - Brushed Platinum

SERIES-VARIOUS

26 413 979 Product version from 10/1/2023



Codes & Standards

ASME A112.18.1

cUPC

Scottish Water Byelaws

UK Water Supply Regulations

XP P 41-280

Certificates and sustainability

WRAS_2009

ACS_20 ACC LY

IAPMO_4976



Spare parts list

No.	Item Number	Name	Quantity used	Delivery time
7	12 580 970-06	Slide unit - Brushed Platinum	1.00	10
1	05 17 20 726 02 90	fixing set	2.00	2
4	04 31 11 113 00 90	pin	2.00	2
2	08 17 20 726 90	holder	2.00	2
8	28 322 970-06	Metal shower hose 1/2" x 3/8" x 1750 mm - Brushed Platinum	1.00	2
6	90 28 22 597 00-06	holder	1.00	10
3	09 31 11 049 90	pin	2.00	2
5	08 17 97 054-06	holder	2.00	10