



























Hand shower - Brushed Dark Platinum

28 012 979 Product version from 4/1/2024



- Four settings: COMPACT RAIN, COMPACT SOFT FLOW, COMPACT AQUAPRESSURE FLOW, COMPACT CASCADE, max. flow rate 15 l/min (at 3 bar)
- with anti-scale system
- spray head Ø 120mm
- 1/2" connection

Intrinsic protection against back flow.

| | | |
|---|-------------------------------|--------------------|
|  | Brushed Dark Platinum | 28 012 979-99 |
|  | Chrome | 28 012 979-00 0010 |
|  | Chrome | 28 012 979-00 |
|  | Brushed Platinum | 28 012 979-06 |
|  | Brushed Platinum | 28 012 979-06 0010 |
|  | Platinum | 28 012 979-08 |
|  | Platinum | 28 012 979-08 0010 |
|  | Dark Chrome | 28 012 979-19 0010 |
|  | Dark Chrome | 28 012 979-19 |
|  | Light Gold | 28 012 979-26 |
|  | Light Gold | 28 012 979-26 0010 |
|  | Brushed Light Gold | 28 012 979-27 |
|  | Brushed Light Gold | 28 012 979-27 0010 |
|  | Brushed Durabrass (23kt Gold) | 28 012 979-28 0010 |
|  | Brushed Durabrass (23kt Gold) | 28 012 979-28 |
|  | Matte Black | 28 012 979-33 |
|  | Matte Black | 28 012 979-33 0010 |
|  | Brushed Bronze | 28 012 979-42 |
|  | Brushed Bronze | 28 012 979-42 0010 |
|  | Brushed Champagne (22kt Gold) | 28 012 979-46 0010 |
|  | Brushed Champagne (22kt Gold) | 28 012 979-46 |
|  | Champagne (22kt Gold) | 28 012 979-47 0010 |
|  | Champagne (22kt Gold) | 28 012 979-47 |
|  | Brushed Chrome | 28 012 979-93 |
|  | Brushed Chrome | 28 012 979-93 0010 |
|  | Brushed Dark Platinum | 28 012 979-99 0010 |



Hand shower - Brushed Dark Platinum

28 012 979 Product version from 4/1/2024

Hand shower - Brushed Dark Platinum

28 012 979 Product version from 4/1/2024

mm [inches]



Flow rate chart



Codes & Standards

DIN 4109

ISO 3822

Ü-Zeichen



Hand shower - Brushed Dark Platinum

28 012 979 Product version from 4/1/2024

Certificates

LGA_29

Hand shower - Brushed Dark Platinum

28 012 979 Product version from 4/1/2024

Parts for other
finishes can be found
here: [Chrome](#)



Spare parts list

| No. | Item Number | Name | Quantity used | Delivery time |
|-----|--------------------|---------------------|---------------|---------------|
| 1 | 09 23 01 039 90 | sieve | 1 | 2 |
| 2 | 09 23 01 046 90 | back-flow preventer | 1 | 2 |
| 3 | 04 12 11 071 00 90 | shower | 1 | 2 |
| 4 | 09 30 09 022 90 | key | 1 | 2 |