

Hand shower - Brushed Dark Brass












SERIES-VARIOUS

28 015 979 Product version from 4/1/2024



- spray head Ø 100mm
- COMPACT RAIN, max. flow rate 15 l/min (at 3 bar)
- with anti-scale system
- 1/2" connection
- WRAS

Intrinsic protection against back flow.

| | | |
|---|-------------------------------|--------------------|
|  | Brushed Dark Brass | 28 015 979-39 |
|  | Chrome | 28 015 979-00 |
|  | Brushed Platinum | 28 015 979-06 |
|  | Platinum | 28 015 979-08 |
|  | Dark Chrome | 28 015 979-19 |
|  | Light Gold | 28 015 979-26 |
|  | Brushed Light Gold | 28 015 979-27 |
|  | Brushed Durabrass (23kt Gold) | 28 015 979-28 |
|  | Matte Black | 28 015 979-33 |
|  | Brushed Bronze | 28 015 979-42 |
| | Brushed brass (PVD) | 28 015 979-43 0010 |
|  | Brushed Champagne (22kt Gold) | 28 015 979-46 |
|  | Champagne (22kt Gold) | 28 015 979-47 |
|  | Brushed Chrome | 28 015 979-93 |
|  | Brushed Dark Platinum | 28 015 979-99 |

mm [inches]



Flow rate chart



Codes & Standards

| | | |
|----------|----------|-----------|
| DIN 4109 | ISO 3822 | Ü-Zeichen |
|----------|----------|-----------|



Hand shower - Brushed Dark Brass

SERIES-VARIOUS

28 015 979 Product version from 4/1/2024

Certificates and sustainability

LGA_29

Parts for other
finishes can be found
here: [Chrome](#)



Spare parts list

| No. | Item Number | Name | Quantity used | Delivery time |
|-----|-----------------|-------|---------------|---------------|
| 1 | 09 23 01 039 90 | sieve | 1.00 | 2 |