

## SERIES-VARIOUS Hand shower FlowReduce - Brushed Champagne (22kt Gold)



























SERIES-VARIOUS

28 029 979 Product version from 4/1/2024



- COMPACT RAIN, max. flow rate 6.8 l/min (at 3 bar)
- with anti-scale system
- 1/2" connection
- This product can help a building meet the requirements of Green Building Rating Systems, e.g. LEED®, BREEAM®, DGNB

Intrinsic protection against back flow.

	Brushed Champagne (22kt Gold)	28 029 979-46 0010
	Chrome	28 029 979-00 0010
	Chrome	28 029 979-00
	Brushed Platinum	28 029 979-06 0010
	Brushed Platinum	28 029 979-06
	Platinum	28 029 979-08
	Platinum	28 029 979-08 0010
	Dark Chrome	28 029 979-19
	Dark Chrome	28 029 979-19 0010
	Light Gold	28 029 979-26
	Light Gold	28 029 979-26 0010
	Brushed Light Gold	28 029 979-27
	Brushed Light Gold	28 029 979-27 0010
	Brushed Durabrass (23kt Gold)	28 029 979-28 0010
	Brushed Durabrass (23kt Gold)	28 029 979-28
	Matte Black	28 029 979-33 0010
	Matte Black	28 029 979-33
	Brushed Dark Brass	28 029 979-39 0010
	Brushed Dark Brass	28 029 979-39
	Brushed Champagne (22kt Gold)	28 029 979-46
	Champagne (22kt Gold)	28 029 979-47
	Champagne (22kt Gold)	28 029 979-47 0010
	Brushed Chrome	28 029 979-93 0010
	Brushed Chrome	28 029 979-93
	Brushed Dark Platinum	28 029 979-99 0010
	Brushed Dark Platinum	28 029 979-99



## SERIES-VARIOUS Hand shower FlowReduce - Brushed Champagne (22kt Gold)

SERIES-VARIOUS

---

28 029 979 Product version from 4/1/2024

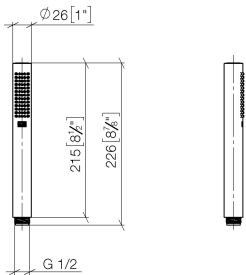



SERIES-VARIOUS Hand shower FlowReduce - Brushed Champagne (22kt Gold)

SERIES-VARIOUS

28 029 979    Product version from 4/1/2024

mm [inches]




Codes & Standards			
ASME A112.18.1	cUPC	DIN 4109	EPA WaterSense
ISO 3822	Scottish Water Byelaws	UK Water Supply Regulations	Ü-Zeichen
WaterSense			

Certificates and sustainability			
IAPMO_11777	LGA_38	WRAS_250102	IAPMO_4976 (

SERIES-VARIOUS Hand shower FlowReduce - Brushed Champagne (22kt Gold)

SERIES-VARIOUS

28 029 979    Product version from 4/1/2024  
Parts for other  
finishes can be found  
here: Chrome



Spare parts list

No.	Item Number	Name	Quantity used	Delivery time
1	09 23 01 039 90	sieve	1.00	2
2	09 21 02 153-46	cap	1.00	30