

Shower head - Brushed Durabrand (23kt Gold)












TARA

28 504 979



- 180-210mm projection
- ball-joint pivotable through 30°
- PURIFY RAIN, max. flow rate 7 l/min (at 3 bar)
- Function from: 6 l/min
- with anti-scale system
- spray head Ø 100mm
- rosette Ø 55 mm
- 1/2" connection

Fits: TARA, LISSÉ, VAIA, META

	Brushed Durabrand (23kt Gold)	28 504 979-28
	Chrome	28 504 979-00
	Brushed Platinum	28 504 979-06
	Platinum	28 504 979-08
	Dark Chrome	28 504 979-19
	Light Gold	28 504 979-26
	Brushed Light Gold	28 504 979-27
	Matte Black	28 504 979-33
	Brushed Bronze	28 504 979-42
	Brushed Champagne (22kt Gold)	28 504 979-46
	Champagne (22kt Gold)	28 504 979-47
	Brushed Chrome	28 504 979-93
	Brushed Dark Platinum	28 504 979-99

Recommended miscellaneous



Concealed wall elbow -

35 085 970 90

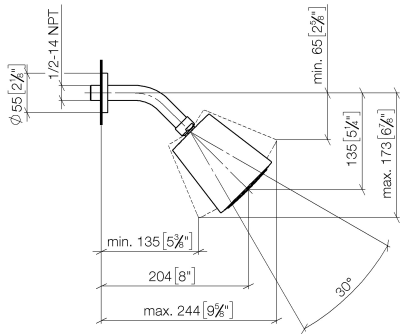
- max. recess depth 163 mm
- min. recess depth 90 mm

Shower head - Brushed Durabross (23kt Gold)

TARA

28 504 979

mm [inches]



Flow rate chart



Codes & Standards

DIN 4109

EN 1112

ISO 3822

Ü-Zeichen



Shower head - Brushed Durabrass (23kt Gold)

TARA

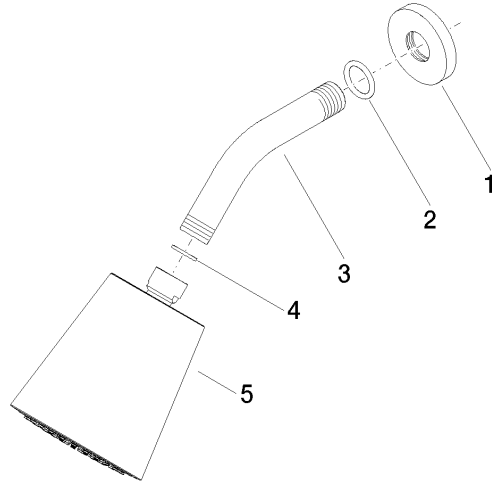
28 504 979

Certificates

DVGW_DW-
6517DN0

LGA_19

Product version from 4/1/2024





Shower head - Brushed Durabrass (23kt Gold)

TARA

28 504 979

Spare parts list

Product version from 4/1/2024

No.	Item Number	Name	Quantity used	Delivery time
	09 27 22 003-28	rosette	5	20