














## Rain shower with wall fixing 220 mm - Brushed Dark Platinum

28 649 970 Product version from 3/13/2017



- 450mm projection
- rain shower Ø 220 mm
- PURE RAIN, max. flow rate 14 l/min (at 3 bar)
- Function from: 7 l/min
- rosette Ø 60 mm
- 1/2" connection
- with anti-scale system
- quick clearing
- WRAS

	Brushed Dark Platinum	28 649 970-99
	Chrome	28 649 970-00
	Brushed Platinum	28 649 970-06
	Platinum	28 649 970-08
	Dark Chrome	28 649 970-19
	Light Gold	28 649 970-26
	Brushed Light Gold	28 649 970-27
	Brushed Durabronze (23kt Gold)	28 649 970-28
	Matte Black	28 649 970-33
	Brushed Bronze	28 649 970-42
	Brushed Champagne (22kt Gold)	28 649 970-46
	Champagne (22kt Gold)	28 649 970-47
	Brushed Chrome	28 649 970-93

### Recommended miscellaneous



- Concealed wall elbow -**
- min. recess depth mm
  - max. recess depth mm

35 085 970 90

## Rain shower with wall fixing 220 mm - Brushed Dark Platinum

28 649 970 Product version from 3/13/2017

mm [inches]



Flow rate chart



### Codes & Standards

DIN 4109

EN 1112

ISO 3822

Scottish Water  
Byelaws

UK Water Supply  
Regulations

Ü-Zeichen



Rain shower with wall fixing 220 mm - Brushed Dark Platinum

---

28 649 970    Product version from 3/13/2017

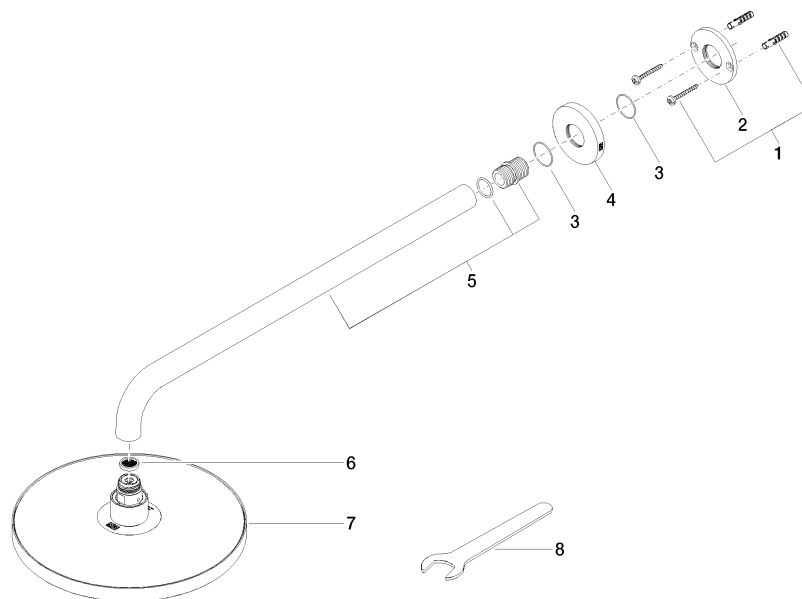
Certificates

---

WRAS_2212	DVGW_DW- 6517DN0	LGA_38
-----------	---------------------	--------

## Rain shower with wall fixing 220 mm - Brushed Dark Platinum

28 649 970 Product version from 3/13/2017



### Spare parts list

No.	Item Number	Name	Quantity used	Delivery time
1	04 30 31 032 00 90	fixing set	1	2
2	09 17 20 120 90	holder	1	2
3	09 14 10 150 90	seal	2	2
4	09 27 97 015-99	rosette	1	20
5	90 11 03 070 00-99	pipe	1	20
6	09 23 01 075 90	insert	1	2
7	04 12 05 092 00-99	shower	1	20
8	90 30 09 069 00 90	key	1	2