







## Rain shower with ceiling fixing 400 mm - Dark Chrome

28 699 970



- rain shower Ø 400 mm
- PURE RAIN, max. flow rate 20 l/min (at 3 bar)
- Max. flow rate 20 l/min (at 3 bar)
- Function from: 12 l/min
- rosette Ø 60 mm optional
- 1/2" connection
- with anti-scale system
- quick clearing
- WRAS

Product change as of 1st April 2024: max. flow 20l/min

	Dark Chrome	28 699 970-19
	Chrome	28 699 970-00
	Brushed Platinum	28 699 970-06
	Platinum	28 699 970-08
	Light Gold	28 699 970-26
	Brushed Light Gold	28 699 970-27
	Brushed Durabronze (23kt Gold)	28 699 970-28
	Matte Black	28 699 970-33
	Brushed Bronze	28 699 970-42
	Brushed Champagne (22kt Gold)	28 699 970-46
	Champagne (22kt Gold)	28 699 970-47
	Brushed Chrome	28 699 970-93
	Brushed Dark Platinum	28 699 970-99

### Recommended miscellaneous

#### Concealed wall elbow -

35 085 970 90

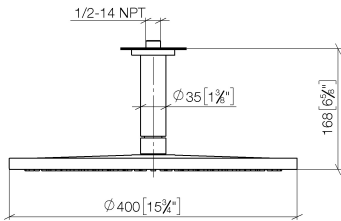


- min. recess depth mm
- max. recess depth mm

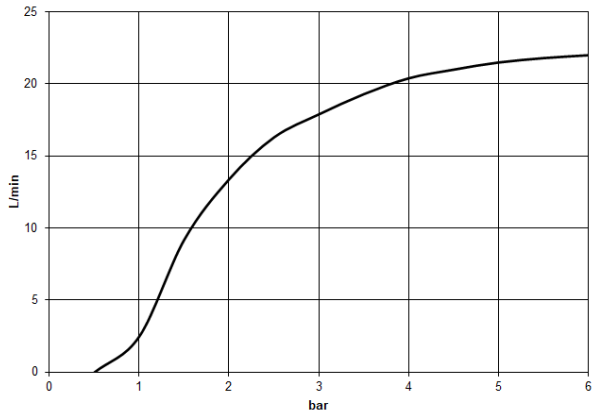
# Rain shower with ceiling fixing 400 mm - Dark Chrome

28 699 970

mm [inches]



Flow rate chart



## Codes & Standards

DIN 4109	EN 1112	ISO 3822	Scottish Water Byelaws
UK Water Supply Regulations	Ü-Zeichen		



Rain shower with ceiling fixing 400 mm - Dark Chrome

---

28 699 970

Certificates

---

LGA_29	WRAS_2212	DVGW_DW- 6517DN0
--------	-----------	---------------------

## Rain shower with ceiling fixing 400 mm - Dark Chrome

28 699 970

