

## Rain shower with ceiling fixing 400 mm - Brushed Bronze

SERIES SPECIFIC

28 699 970 Product version from 3/13/2017

















- rain shower Ø 400 mm
- PURE RAIN, max. flow rate 20 l/min (at 3 bar)
- Max. flow rate 20 l/min (at 3 bar)
- Function from: 12 l/min
- with anti-scale system
- quick clearing

### Technical data:

- rosette Ø 60 mm optional
- 1/2" connection
- WRAS

Product change as of 1st April 2024: max. flow 20l/min

	Brushed Bronze	28 699 970-42
	Chrome	28 699 970-00
	Brushed Platinum	28 699 970-06
	Platinum	28 699 970-08
	Dark Chrome	28 699 970-19
	Light Gold	28 699 970-26
	Brushed Light Gold	28 699 970-27
	Brushed Durabrass (23kt Gold)	28 699 970-28
	Matte Black	28 699 970-33
	Brushed Dark Brass	28 699 970-39
	Brushed Champagne (22kt Gold)	28 699 970-46
	Champagne (22kt Gold)	28 699 970-47
	Brushed Chrome	28 699 970-93
	Brushed Dark Platinum	28 699 970-99

## Recommended miscellaneous

### Concealed wall elbow -

35 085 970 90



- min. recess depth 90 mm
- max. recess depth 163 mm

mm [inches]



**Flow rate chart**



**Codes & Standards**

DIN 4109	EN 1112	ISO 3822	Scottish Water Byelaws
UK Water Supply Regulations	Ü-Zeichen		



Rain shower with ceiling fixing 400 mm - Brushed Bronze

SERIES SPECIFIC

28 699 970    Product version from 3/13/2017

Certificates and sustainability

LGA_29	WRAS_2212	DVGW_DW-6517DN0
--------	-----------	-----------------



## Spare parts list

No.	Item Number	Name	Quantity used	Delivery time
3	09 11 03 080-42	connection	1.00	30
4	09 23 01 075 90	insert	1.00	2
2	09 14 10 141 90	seal	1.00	2
1	09 27 22 040-42	rosette	1.00	30
6	90 30 09 069 00 90	key	1.00	2
5	90 12 05 090 00-42	shower	1.00	30