

LISSE Single-lever basin mixer with raised base with pop-up waste - Chrome








LISSE

33 506 845 Product version from 3/9/2016 to 10/31/2018

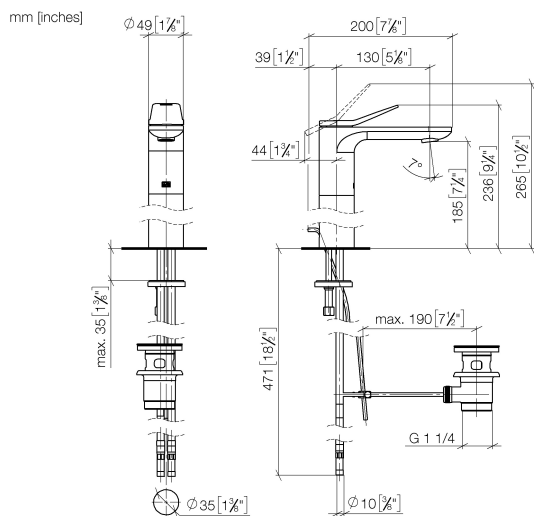


- 130mm projection
- fixed spout
- circular, air-enriched flow
- height of mixer 236 mm
- height up to aerator 185 mm
- hole diameter 35 mm
- 2x screw-in M 8 x 1 pressure hose, leak-tested
- max. flow 5.7 l/min
- lead-free
- This product can help a building meet the requirements of Green Building Rating Systems, e.g. LEED®, BREEAM®, DGNB
- WRAS

Only suitable for basins with an overflow.

	Chrome	33 506 845-00
	Brushed Platinum	33 506 845-06
	Dark Chrome	33 506 845-19
	Brushed Light Gold	33 506 845-27
	Matte Black	33 506 845-33
	Brushed Chrome	33 506 845-93
	Brushed Dark Platinum	33 506 845-99

33 506 845 Product version from 3/9/2016 to 10/31/2018



Flow rate chart



Codes & Standards

DIN 4109

Executive Order
no. 1007

ISO 3822

Scottish Water
Byelaws

UK Water Supply
Regulations

Ü-Zeichen



LISSE Single-lever basin mixer with raised base with pop-up waste - Chrome

LISSE

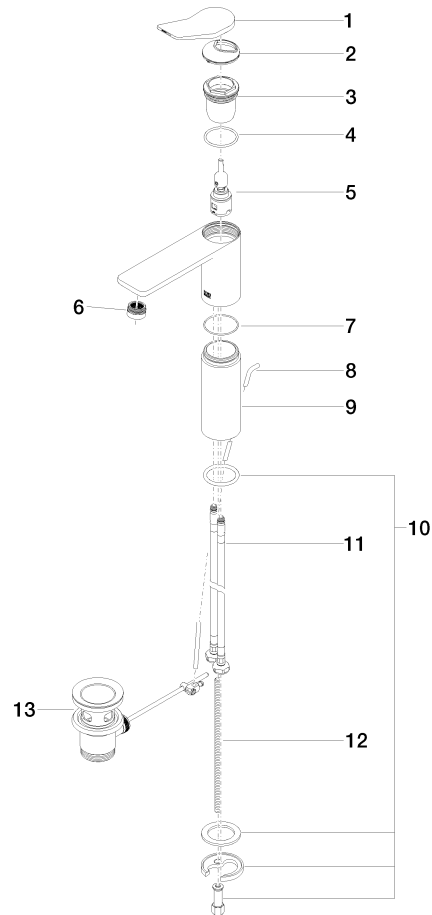
33 506 845 Product version from 3/9/2016 to 10/31/2018

Certificates and sustainability

LGA_29

GDV_0400

WRAS_250402



Spare parts list

No.	Item Number	Name	Quantity used	Delivery time
6	90 23 01 161 01-00	aerator	1.00	10
12	09 31 11 000 90	pin	1.00	2
7	09 14 10 108 90	seal	1.00	2
1	90 20 84 020 00-00	handle	1.00	10
3	09 23 10 123 90	nut	1.00	2
2	09 28 30 034 90	cover	1.00	2
10	04 30 11 038 75 90	fixing set	1.00	2
8	09 31 09 120-00	pull-rod	1.00	10
11	04 30 04 101 00 90	hose	2.00	2
5	90 15 05 042 01 90	cartridge	1.00	2
9	09 28 22 305-00	sleeve	1.00	10
4	09 14 10 038 90	seal	1.00	2
13	90 11 01 001 00-00	pop-up waste	1.00	10