







CL.1 Bath spout without diverter for deck mounting - Champagne (22kt Gold)

CL.1

13 612 705 Product version from 5/27/2021



- 200mm projection
- rectangular spray pattern with 55 individual jets
- height of mixer 125 mm
- height up to aerator 108 mm
- hole diameter 35 mm
- 1/2" connection
- max. flow 24.6 l/min at 3 bar flow pressure
- WRAS

	Champagne (22kt Gold)	13 612 705-47
	Chrome	13 612 705-00
	Brushed Platinum	13 612 705-06
	Dark Chrome	13 612 705-19
	Brushed Champagne (22kt Gold)	13 612 705-46
	Brushed Dark Platinum	13 612 705-99

13 612 705 Product version from 5/27/2021

mm [inches]



Flow rate chart



Codes & Standards

DIN 4109

ISO 3822

Ü-Zeichen



CL.1 Bath spout without diverter for deck mounting - Champagne (22kt Gold)

CL.1

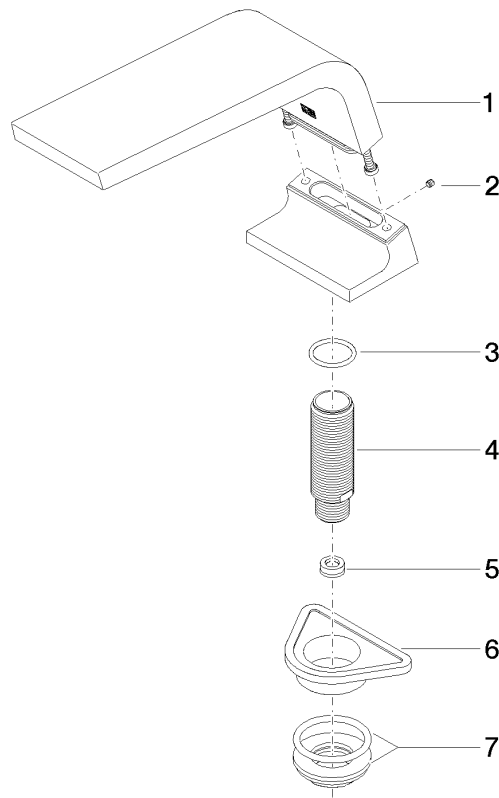
13 612 705 Product version from 5/27/2021

Certificates and sustainability

LGA_28

13 612 705 Product version from 5/27/2021

Parts for other
finishes can be found
here: [Chrome](#)



Spare parts list

No.	Item Number	Name	Quantity used	Delivery time
5	09 23 01 057 90	flow reducer	1.00	2
6	09 18 40 090 90	sleeve	1.00	2
1	90 11 70 007 00-47	spout	1.00	30
2	09 31 11 099 90	pin	1.00	2
7	04 23 10 004 03 90	fixing set	1.00	2
4	09 30 01 117 90	connection	1.00	2
3	09 14 10 009 90	seal	1.00	2