









MEM Bath spout for wall mounting - Brushed Durabron (23kt Gold)

MEM

13 801 782 Product version from 3/10/2014



- 220mm projection
- rectangular, air-enriched flow
- rosette 60 x 60 mm
- hole diameter 37 mm
- 1/2" connection
- max. flow 38.5 l/min at 3 bar flow pressure
- WRAS

| | | |
|---|-------------------------------|---------------|
|  | Brushed Durabron (23kt Gold) | 13 801 782-28 |
|  | Chrome | 13 801 782-00 |
|  | Brushed Platinum | 13 801 782-06 |
|  | Platinum | 13 801 782-08 |
|  | Dark Chrome | 13 801 782-19 |
|  | Brushed Champagne (22kt Gold) | 13 801 782-46 |
|  | Champagne (22kt Gold) | 13 801 782-47 |
|  | Brushed Dark Platinum | 13 801 782-99 |

Recommended miscellaneous

Concealed wall elbow -

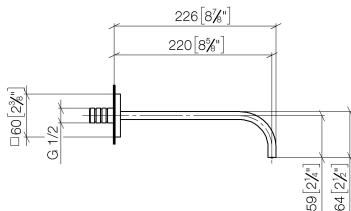
35 085 970 90



- min. recess depth 90 mm
- max. recess depth 163 mm

13 801 782 Product version from 3/10/2014

mm [inches]



Flow rate chart



Codes & Standards

Scottish Water
Byelaws

UK Water Supply
Regulations



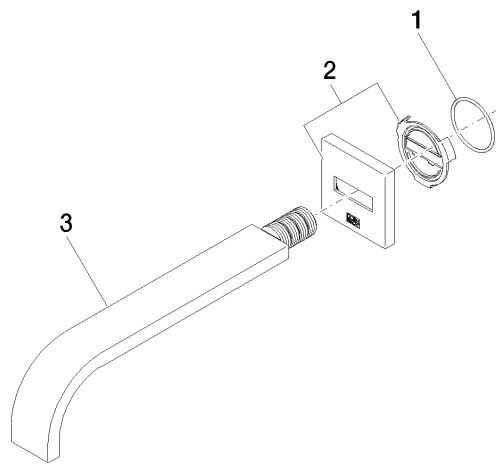
MEM Bath spout for wall mounting - Brushed Durabronz (23kt Gold)

MEM

13 801 782 Product version from 3/10/2014

Certificates and sustainability

WRAS_2203



Spare parts list

| No. | Item Number | Name | Quantity used | Delivery time |
|-----|--------------------|---------|---------------|---------------|
| 2 | 90 27 78 035 00-28 | rosette | 1.00 | 20 |
| 1 | 09 14 10 111 90 | seal | 1.00 | 2 |
| 3 | 04 28 22 290 00-28 | spout | 1.00 | 20 |