

**MEM Bath spout for wall mounting - Champagne (22kt Gold)**

MEM

13 801 782



- 220mm projection
- rectangular, air-enriched flow
- rosette 60 x 60 mm
- hole diameter 37 mm
- 1/2" connection
- max. flow 38.5 l/min at 3 bar flow pressure
- WRAS 2203039

	Champagne (22kt Gold)	13 801 782-47
	Chrome	13 801 782-00
	Brushed Platinum	13 801 782-06
	Platinum	13 801 782-08
	Dark Chrome	13 801 782-19
	Brushed Durabronze (23kt Gold)	13 801 782-28
	Brushed Champagne (22kt Gold)	13 801 782-46
	Brushed Dark Platinum	13 801 782-99

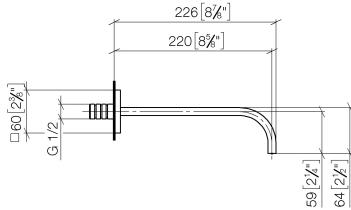
**Recommended miscellaneous**



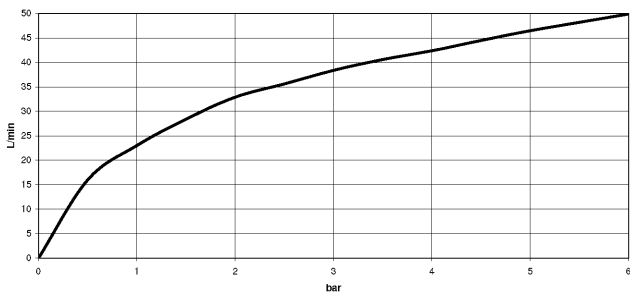
- Concealed wall elbow -** 35 085 970 90
- max. recess depth 163 mm
  - min. recess depth 90 mm

13 801 782

mm [inches]



**Flow rate chart**



**Codes & Standards**

Scottish Water  
Byelaws

UK Water Supply  
Regulations



MEM Bath spout for wall mounting - Champagne (22kt Gold)

---

MEM

13 801 782

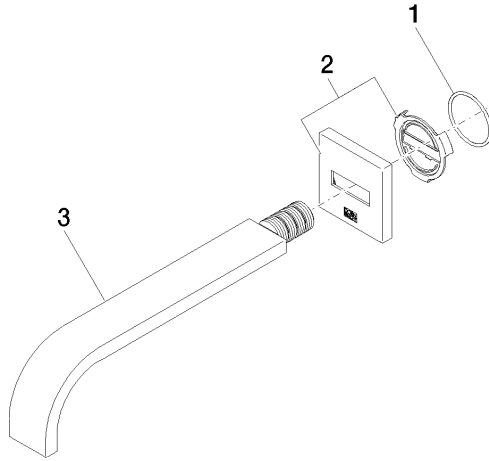
Certificates

---

WRAS\_2203

13 801 782

**Product version from 3/10/2014**





MEM Bath spout for wall mounting - Champagne (22kt Gold)

MEM

13 801 782

**Spare parts list**

**Product version from 3/10/2014**

No.	Item Number	Name	Quantity used	Delivery time
	09 14 10 111 90	seal	3	2