

**Deck valve clockwise closing hot - Brushed Platinum**








CL.1

20 000 715



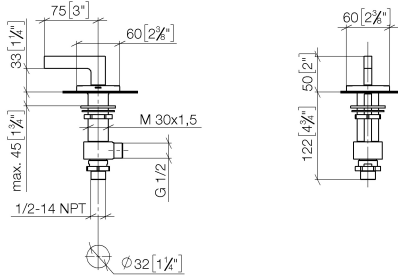
- hole diameter 32 mm
- rosette 60 x 60 mm
- with hot marking

Fits: CL.1, CYO

|  |                                   |               |
|--|-----------------------------------|---------------|
|  | Brushed Platinum                  | 20 000 715-06 |
|  | Chrome                            | 20 000 715-00 |
|  | Dark Chrome                       | 20 000 715-19 |
|  | Brushed Durabronze<br>(23kt Gold) | 20 000 715-28 |
|  | Brushed Champagne (22kt<br>Gold)  | 20 000 715-46 |
|  | Champagne (22kt<br>Gold)          | 20 000 715-47 |
|  | Brushed Dark<br>Platinum          | 20 000 715-99 |

20 000 715

mm [inches]



Flow rate chart



Codes & Standards

ASME A112.18.1

cUPC

DIN 4109

ISO 3822

Ü-Zeichen



## Deck valve clockwise closing hot - Brushed Platinum

---

CL.1

20 000 715

### Certificates

---

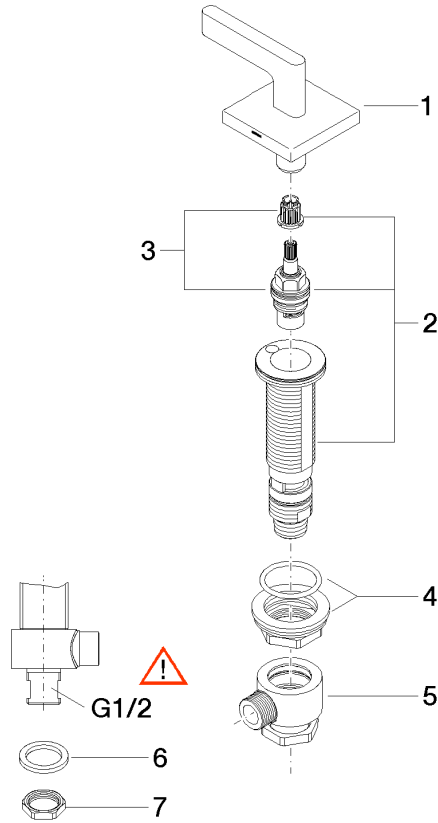
IAPMO\_4976

LGA\_28

20 000 715

**Product version from 6/1/2015**

Parts for other finishes can be found here: [Chrome](#)





## Deck valve clockwise closing hot - Brushed Platinum

CL.1

20 000 715

### Spare parts list

#### Product version from 6/1/2015

| No. | Item Number        | Name           | Quantity used | Delivery time |
|-----|--------------------|----------------|---------------|---------------|
|     | 90 20 70 057 00-06 | handle ( hot ) | 7             | 10            |