










Deck valve clockwise closing cold - Brushed Platinum

SERIES SPECIFIC

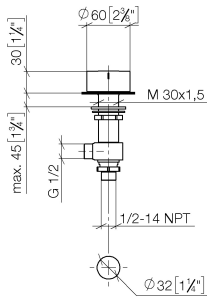
20 000 740 Product version from 4/1/2023



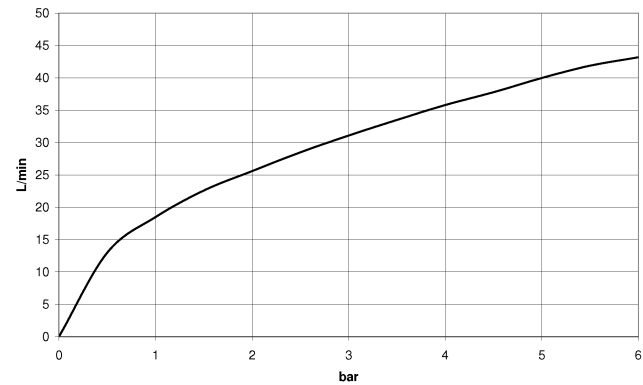
- hole diameter 32 mm
- handle Ø 60mm
- without rosette
- with cold marking
- WRAS

	Brushed Platinum	20 000 740-06
	Chrome	20 000 740-00
	Platinum	20 000 740-08
	Dark Chrome	20 000 740-19
	Brushed Durabronze (23kt Gold)	20 000 740-28
	Matte Black	20 000 740-33
	Brushed Champagne (22kt Gold)	20 000 740-46
	Champagne (22kt Gold)	20 000 740-47
	Brushed Dark Platinum	20 000 740-99

mm [inches]



Flow rate chart



Codes & Standards

ASME A112.18.1	cUPC	DIN 4109	ISO 3822
Scottish Water Byelaws	UK Water Supply Regulations	Ü-Zeichen	



Deck valve clockwise closing cold - Brushed Platinum

SERIES SPECIFIC

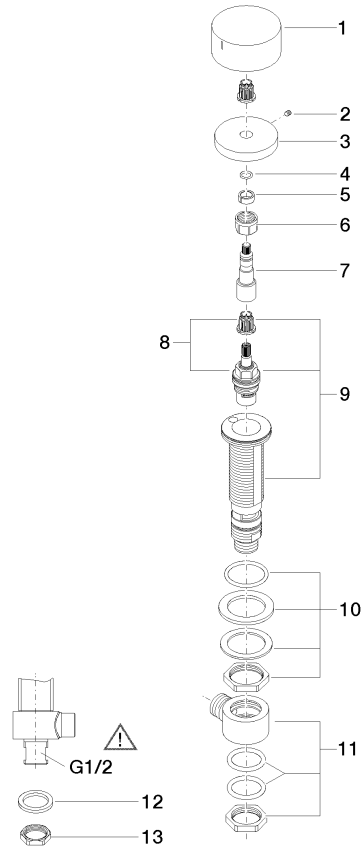
20 000 740 Product version from 4/1/2023

Certificates and sustainability

IAPMO_4976 WRAS_2103 LGA_28

20 000 740 Product version from 4/1/2023

Parts for other
finishes can be found
here: [Chrome](#)



Spare parts list

No.	Item Number	Name	Quantity used	Delivery time
10	04 23 10 032 78 90	fixing set	1.00	2
9	04 17 11 058 33 90	side panel	1.00	2
13	09 23 10 012 90	nut	1.00	2
8	90 90 03 133 00 90	top	1.00	2
1	09 20 74 005-06	handle (cold)	1.00	60
7	09 29 06 107-00	spindle	1.00	10
12	09 30 11 059 90	disc	1.00	2
11	04 17 11 023 10 90	distributor	1.00	2
3	09 27 74 003-06	rosette	1.00	10
5	90 14 15 020 03 90	ring	1.00	2
6	90 23 30 023 00 90	nut	1.00	2
4	90 14 10 060 00 90	seal	1.00	2
2	90 31 11 007 00 90	pin	1.00	2