

Deck valve clockwise closing cold - Matte Black

20 000 740 Product version from 4/1/2023



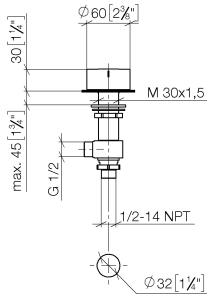
- hole diameter 32 mm
- handle Ø 60mm
- without rosette
- with cold marking
- WRAS

| | | |
|---|-------------------------------------|---------------|
|  | Matte Black | 20 000 740-33 |
|  | Chrome | 20 000 740-00 |
|  | Brushed Platinum | 20 000 740-06 |
|  | Platinum | 20 000 740-08 |
|  | Dark Chrome | 20 000 740-19 |
|  | Brushed Durabronze (23kt Gold) | 20 000 740-28 |
|  | Brushed Champagne (22kt Gold) | 20 000 740-46 |
|  | Champagne (22kt Gold) | 20 000 740-47 |
|  | Brushed Dark Platinum | 20 000 740-99 |

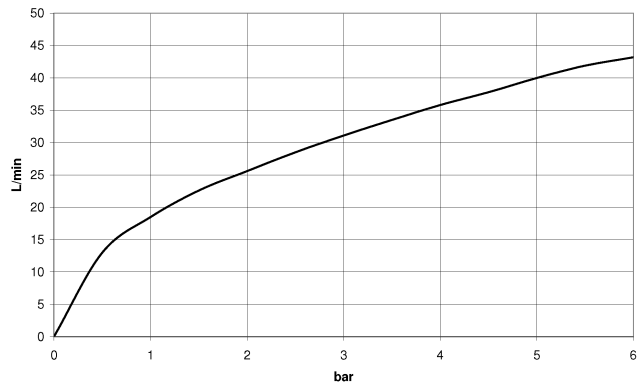
Deck valve clockwise closing cold - Matte Black

20 000 740 Product version from 4/1/2023

mm [inches]



Flow rate chart



Codes & Standards

ASME A112.18.1 cUPC DIN 4109 ISO 3822

Scottish Water Byelaws UK Water Supply Regulations Ü-Zeichen



Deck valve clockwise closing cold - Matte Black

20 000 740 Product version from 4/1/2023

Certificates

IAPMO_4976

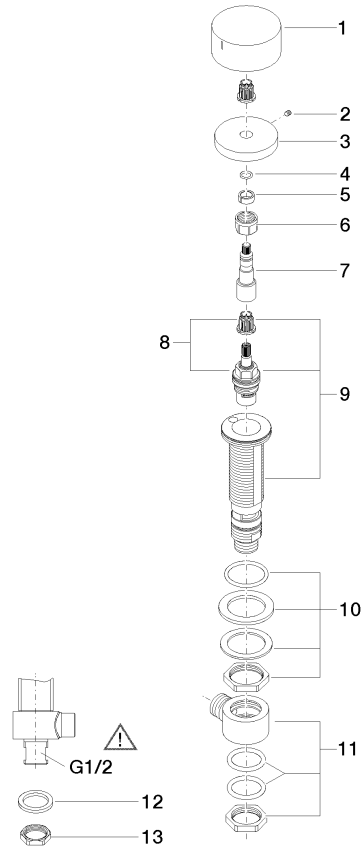
WRAS_2103

LGA_28

Deck valve clockwise closing cold - Matte Black

20 000 740 Product version from 4/1/2023

Parts for other finishes can be found here: [Chrome](#)



Spare parts list

| No. | Item Number | Name | Quantity used | Delivery time |
|-----|--------------------|-----------------|---------------|---------------|
| 1 | 09 20 74 005-33 | handle (cold) | 1 | 30 |
| 2 | 90 31 11 007 00 90 | pin | 1 | 2 |
| 3 | 09 27 74 003-33 | rosette | 1 | 30 |
| 4 | 90 14 10 060 00 90 | seal | 1 | 2 |
| 5 | 90 14 15 020 03 90 | ring | 1 | 2 |
| 6 | 90 23 30 023 00 90 | nut | 1 | 2 |
| 7 | 09 29 06 107-00 | spindle | 1 | 10 |
| 8 | 90 90 03 133 00 90 | top | 1 | 2 |
| 9 | 04 17 11 058 33 90 | side panel | 1 | 2 |
| 10 | 04 23 10 032 78 90 | fixing set | 1 | 2 |
| 11 | 04 17 11 023 10 90 | distributor | 1 | 2 |
| 12 | 09 30 11 059 90 | disc | 1 | 2 |
| 13 | 09 23 10 012 90 | nut | 1 | 2 |