

**MEM Deck valve clockwise closing cold - Brushed Platinum**

MEM

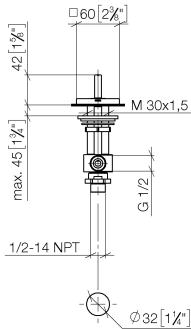
20 000 782    Product version from 3/10/2014



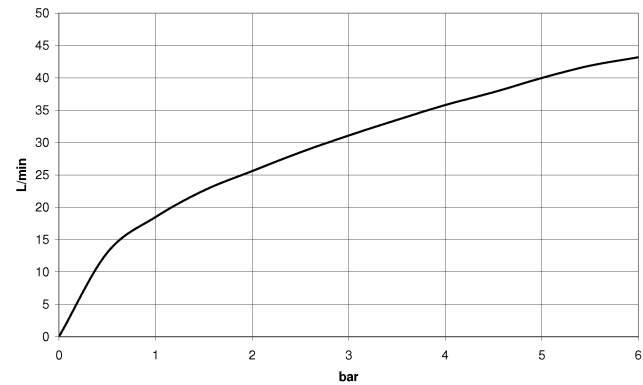
- hole diameter 32 mm
- rosette 60 x 60 mm
- with cold marking
- WRAS

	Brushed Platinum	20 000 782-06
	Chrome	20 000 782-00
	Platinum	20 000 782-08
	Dark Chrome	20 000 782-19
	Brushed Durabronze (23kt Gold)	20 000 782-28
	Brushed Champagne (22kt Gold)	20 000 782-46
	Champagne (22kt Gold)	20 000 782-47
	Brushed Dark Platinum	20 000 782-99

mm [inches]



Flow rate chart



Codes & Standards

ASME A112.18.1	cUPC	Scottish Water Byelaws	UK Water Supply Regulations
----------------	------	---------------------------	--------------------------------



## MEM Deck valve clockwise closing cold - Brushed Platinum

---

MEM

20 000 782 Product version from 3/10/2014

### Certificates and sustainability

---

IAPMO\_4976

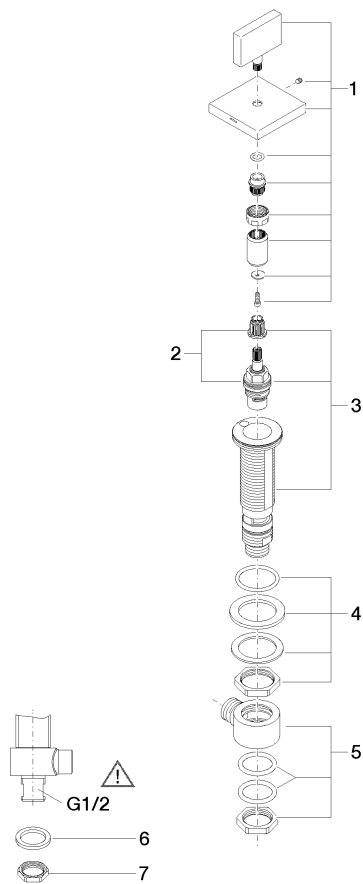
WRAS\_2103

## MEM Deck valve clockwise closing cold - Brushed Platinum

MEM

20 000 782 Product version from 3/10/2014

Parts for other  
finishes can be found  
here: [Chrome](#)



### Spare parts list

No.	Item Number	Name	Quantity used	Delivery time
5	04 17 11 023 10 90	distributor	1.00	2
6	09 30 11 059 90	disc	1.00	2
2	90 90 03 133 00 90	top	1.00	2
4	04 23 10 032 78 90	fixing set	1.00	2
1	90 20 78 002 04-06	handle ( cold )	1.00	10
7	09 23 10 012 90	nut	1.00	2
3	04 17 11 058 33 90	side panel	1.00	2