








CL.1 Deck valve anti-clockwise closing hot - Dark Chrome

CL.1

20 006 706

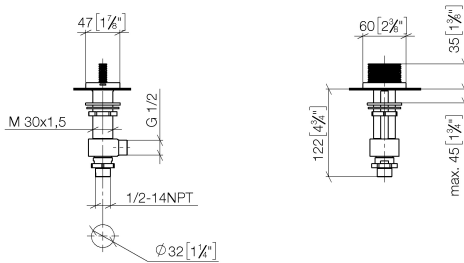


- with CASCADE structure
- hole diameter 32 mm
- rosette 60 x 47 mm
- with hot marking
- WRAS 240202020

| | | |
|--|-------------------------------|---------------|
|  | Dark Chrome | 20 006 706-19 |
|  | Chrome | 20 006 706-00 |
|  | Brushed Platinum | 20 006 706-06 |
|  | Brushed Champagne (22kt Gold) | 20 006 706-46 |
|  | Champagne (22kt Gold) | 20 006 706-47 |
|  | Brushed Dark Platinum | 20 006 706-99 |

20 006 706

mm [inches]



Flow rate chart



Codes & Standards

DIN 4109

ISO 3822

NSF372

NSF61

Scottish Water
Byelaws

UK Water Supply
Regulations

Ü-Zeichen



CL.1 Deck valve anti-clockwise closing hot - Dark Chrome

CL.1

20 006 706

Certificates

WRAS_240202

IAPMO_N-4

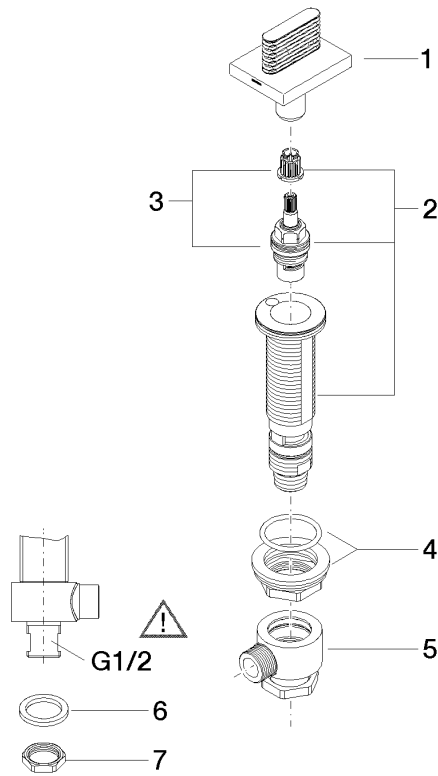
LGA_28

IAPMO_6

20 006 706

Product version from 3/9/2015

Parts for other finishes can be found here: [Chrome](#)





CL.1 Deck valve anti-clockwise closing hot - Dark Chrome

CL.1

20 006 706

Spare parts list

Product version from 3/9/2015

| No. | Item Number | Name | Quantity used | Delivery time |
|-----|--------------------|----------------|---------------|---------------|
| | 90 20 70 053 07-19 | handle (hot) | 8 | 20 |