







CL.1 Deck valve anti-clockwise closing hot - Champagne (22kt Gold)

CL.1

20 006 706

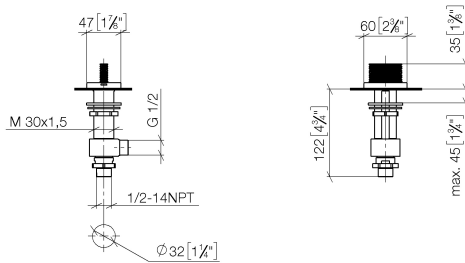


- with CASCADE structure
- hole diameter 32 mm
- rosette 60 x 47 mm
- with hot marking
- WRAS 240202020

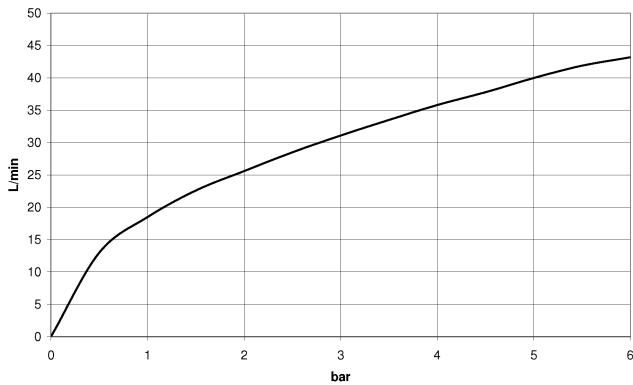
	Champagne (22kt Gold)	20 006 706-47
	Chrome	20 006 706-00
	Brushed Platinum	20 006 706-06
	Dark Chrome	20 006 706-19
	Brushed Champagne (22kt Gold)	20 006 706-46
	Brushed Dark Platinum	20 006 706-99

20 006 706

mm [inches]



**Flow rate chart**



**Codes & Standards**

DIN 4109

ISO 3822

NSF372

NSF61

Scottish Water  
Byelaws

UK Water Supply  
Regulations

Ü-Zeichen



CL.1 Deck valve anti-clockwise closing hot - Champagne (22kt Gold)

---

CL.1

20 006 706

Certificates

---

WRAS\_240202

IAPMO\_N-4

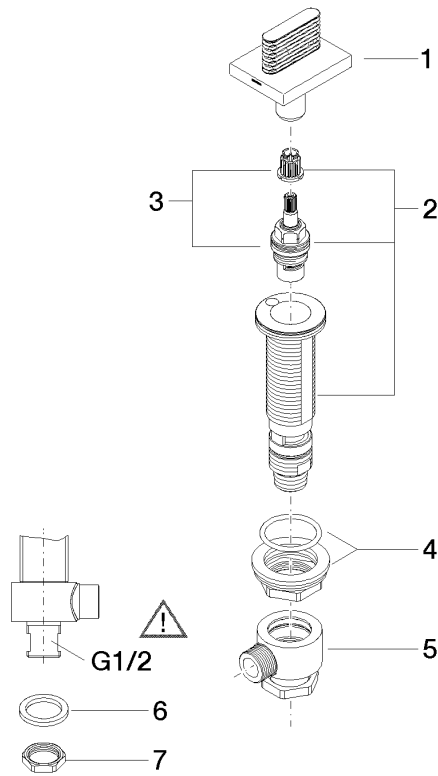
LGA\_28

IAPMO\_6

20 006 706

**Product version from 3/9/2015**

Parts for other finishes can be found here: [Chrome](#)





CL.1 Deck valve anti-clockwise closing hot - Champagne (22kt Gold)

CL.1

20 006 706

**Spare parts list**

**Product version from 3/9/2015**

No.	Item Number	Name	Quantity used	Delivery time
	90 20 70 053 07-47	handle ( hot )	8	30