

MADISON Three-hole basin mixer with pop-up waste - Durabrand (23kt Gold)







MADISON

20 700 370 Product version from 7/31/2009



- 135mm projection
- fixed spout
- circular, air-enriched flow
- height of mixer 72 mm
- height up to aerator 40 mm
- hole diameter valve 32 mm
- hole diameter spout 35 mm
- without rosette
- 2x 1/2" x 1/2" high pressure hose
- max. flow 7 l/min
- lead-free
- This product can help a building meet the requirements of Green Building Rating Systems, e.g. LEED®, BREEAM®, DGNB
- WRAS

Only suitable for basins with an overflow.

	Durabrand (23kt Gold)	20 700 370-09
	Chrome	20 700 370-00
	Brushed Platinum	20 700 370-06
	Platinum	20 700 370-08
	Brushed Durabrand (23kt Gold)	20 700 370-28
	Brushed Dark Platinum	20 700 370-99

20 700 370 Product version from 7/31/2009

mm [inches]



Flow rate chart



Codes & Standards

DIN 4109

Executive Order
no. 1007

ISO 3822

Scottish Water
Byelaws

UK Water Supply
Regulations

Ü-Zeichen



MADISON Three-hole basin mixer with pop-up waste - Durabrass (23kt Gold)

MADISON

20 700 370 Product version from 7/31/2009

Certificates and sustainability

GDV_0400

LGA_8

WRAS_240602

20 700 370 Product version from 7/31/2009

Parts for other
finishes can be found
here: [Chrome](#)



Spare parts list

No.	Item Number	Name	Quantity used	Delivery time
	7 90 23 10 012 00 90	gasket kit	1.00	2
	8 04 30 04 096 00 90	hose	2.00	2
	4 13 700 380-09	spout	1.00	40
	3 09 31 09 004-09	pull-rod	1.00	40
	13 09 20 82 000-09	handle	2.00	40
	1 09 20 36 030-09	handle	1.00	40
	10 11 170 370-09	MADISON Lever insert - Durabrand (23kt Gold)	2.00	40
	15 09 27 37 014-09	rosette	2.00	40
	5 90 17 11 040 51 90	side panel	1.00	2
	11 09 28 22 013 90	pipe	2.00	2
	17 90 17 11 040 50 90	side panel	1.00	2
	12 09 20 37 001-09	handle	2.00	40
	9 09 30 30 062-09	screw	2.00	40
	2 90 14 10 062 00 90	seal	1.00	2
	16 90 14 10 043 00 90	seal	2.00	2
	19 90 11 01 001 00-09	pop-up waste	1.00	40
	18 90 23 30 040 00-09	threaded connector	2.00	40
	6 90 17 11 020 10 90	distributor	1.00	2
	14 90 18 40 041 00 90	sleeve	2.00	2