

LISSÉ Hand shower set with individual rosettes FlowReduce - Brushed Platinum

LISSÉ

27 802 845 Product version from 4/1/2024



- COMPACT RAIN, max. flow rate 6.8 l/min (at 3 bar)
- with anti-scale system
- 3/8" shower outlet













Technical data:

- rosette for wall elbow 60 x 78mm
- rosette for shower holder 60 x 78mm
- metal shower hose 1250mm with integrated anti-twist protection
- 1/2" wall elbow

Notes:

- WRAS

Intrinsic protection against back flow.

	Brushed Platinum	27 802 845-06 0010
	Chrome	27 802 845-00
	Chrome	27 802 845-00 0010
	Brushed Platinum	27 802 845-06
	Dark Chrome	27 802 845-19
	Dark Chrome	27 802 845-19 0010
	Brushed Light Gold	27 802 845-27
	Brushed Light Gold	27 802 845-27 0010
	Matte Black	27 802 845-33
	Matte Black	27 802 845-33 0010
	Brushed Chrome	27 802 845-93
	Brushed Chrome	27 802 845-93 0010
	Brushed Dark Platinum	27 802 845-99
	Brushed Dark Platinum	27 802 845-99 0010

Recommended miscellaneous

Concealed wall elbow -

35 085 970 90



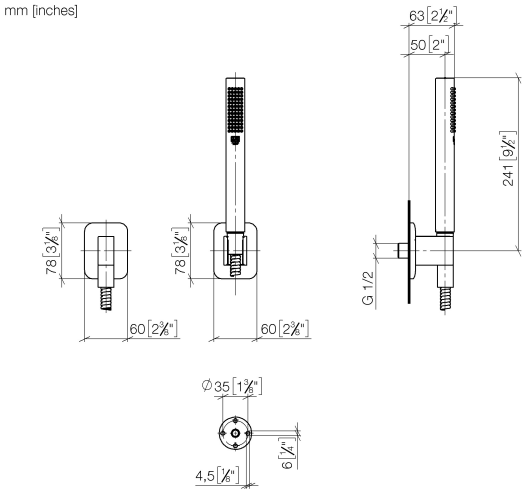
- min. recess depth 90 mm
- max. recess depth 163 mm

LISSE Hand shower set with individual rosettes FlowReduce - Brushed Platinum

LISSE

27 802 845
mm [inches]

Product version from 4/1/2024



Codes & Standards

ASME A112.18.1	cUPC	DIN 4109	ISO 3822
----------------	------	----------	----------

Ü-Zeichen

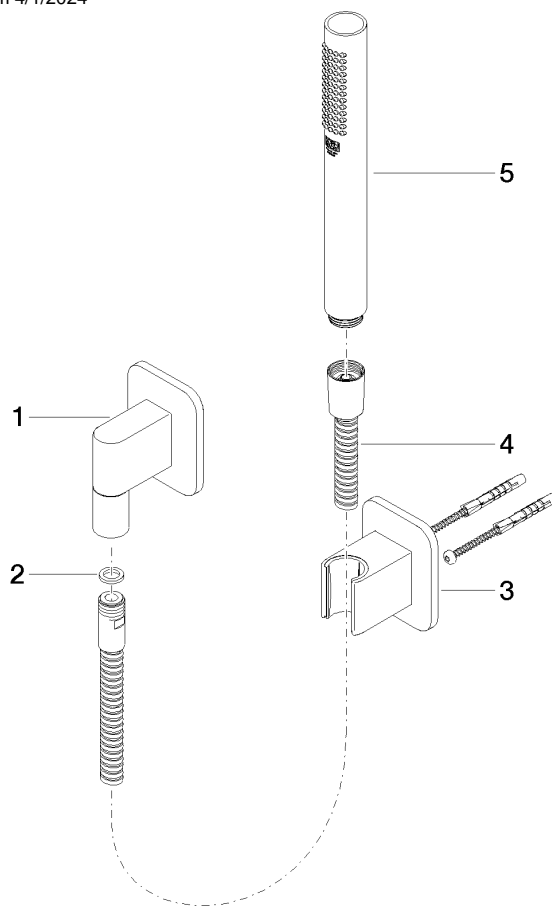
Certificates and sustainability

LGA_29	IAPMO_4976
--------	------------

LISSE Hand shower set with individual rosettes FlowReduce - Brushed Platinum

LISSE

27 802 845 Product version from 4/1/2024



Spare parts list

No.	Item Number	Name	Quantity used	Delivery time
3	28 050 845-06	LISSE Wall bracket - Brushed Platinum	1.00	10
4	90 30 02 072 00-06	Metal shower hose 1/2" x 3/8" x 1250 mm - Brushed Platinum	1.00	10
1	28 450 845-06	LISSE Wall elbow - Brushed Platinum	1.00	10
2	90 14 20 026 00 90	seal	1.00	2
5	90 12 11 140 41-06	shower	1.00	10