







## MADISON Wall elbow - Brushed Durabron (23kt Gold)

28 450 410 Product version from 7/6/2018



- 1/2" shower outlet
- rosette Ø 55 mm
- 1/2" connection
- WRAS

Intrinsic protection against back flow.

	Brushed Durabron (23kt Gold)	28 450 410-28
	Chrome	28 450 410-00
	Brushed Platinum	28 450 410-06
	Platinum	28 450 410-08
	Durabron (23kt Gold)	28 450 410-09
	Brushed Dark Platinum	28 450 410-99

### Recommended miscellaneous



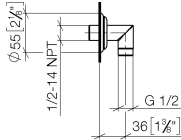
- Concealed wall elbow -** 35 085 970 90
- min. recess depth mm
  - max. recess depth mm



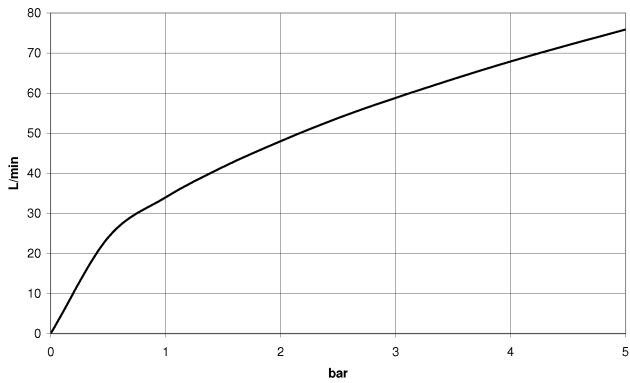
## MADISON Wall elbow - Brushed Durabron (23kt Gold)

28 450 410 Product version from 7/6/2018

mm [inches]



### Flow rate chart



### Codes & Standards

EN 1717

Scottish Water  
Byelaws

UK Water Supply  
Regulations



## MADISON Wall elbow - Brushed Durabronz (23kt Gold)

---

28 450 410 Product version from 7/6/2018

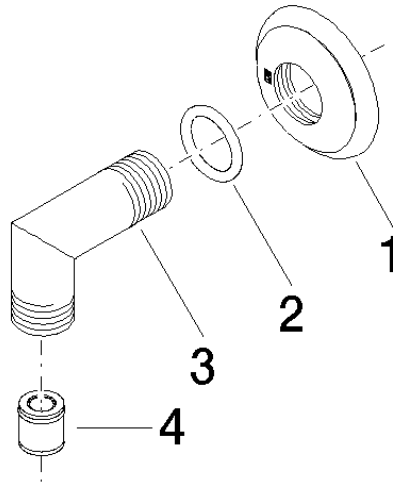
### Certificates

---

Belgaqua\_21-381-2 WRAS\_240502

**MADISON Wall elbow - Brushed Durabronz (23kt Gold)**

28 450 410 Product version from 7/6/2018



**Spare parts list**

No.	Item Number	Name	Quantity used	Delivery time
1	09 27 35 003-28	rosette	1	60
2	90 14 10 026 00 90	seal	1	2
3	09 11 03 121-28	connection	1	60
4	90 23 01 141 00 90	back-flow preventer	1	2