








## Rain shower with wall fixing 300 mm - Chrome

SERIES SPECIFIC

28 679 670 Product version from 3/13/2017



- 450mm projection
- rain shower Ø 300 mm
- PURE RAIN, max. flow rate 14 l/min (at 3 bar)
- Function from: 10 l/min
- rosette 65 x 65 mm
- 1/2" connection
- with anti-scale system
- quick clearing
- WRAS

|   |                                   |               |
|---|-----------------------------------|---------------|
|  | Chrome                            | 28 679 670-00 |
|  | Brushed Platinum                  | 28 679 670-06 |
|  | Platinum                          | 28 679 670-08 |
|  | Brushed Durabronze<br>(23kt Gold) | 28 679 670-28 |
|  | Matte Black                       | 28 679 670-33 |
|  | Brushed Chrome                    | 28 679 670-93 |
|  | Brushed Dark<br>Platinum          | 28 679 670-99 |

### Recommended miscellaneous



- Concealed wall elbow -** 35 085 970 90
- min. recess depth 90 mm
  - max. recess depth 163 mm

## Rain shower with wall fixing 300 mm - Chrome

SERIES SPECIFIC

28 679 670 Product version from 3/13/2017

mm [inches]



### Flow rate chart



### Codes & Standards

DIN 4109

ISO 3822

Scottish Water  
Byelaws

UK Water Supply  
Regulations

Ü-Zeichen



Rain shower with wall fixing 300 mm - Chrome

SERIES SPECIFIC

28 679 670 Product version from 3/13/2017

Certificates and sustainability

WRAS\_2212 LGA\_29



## Spare parts list

| No. | Item Number        | Name       | Quantity used | Delivery time |
|-----|--------------------|------------|---------------|---------------|
| 8   | 04 12 05 091 00-00 | shower     | 1.00          | 10            |
| 2   | 09 17 20 120 90    | holder     | 1.00          | 2             |
| 7   | 09 23 01 075 90    | insert     | 1.00          | 2             |
| 6   | 90 11 03 070 00-00 | pipe       | 1.00          | 10            |
| 3   | 09 14 10 150 90    | seal       | 2.00          | 2             |
| 1   | 04 30 31 032 00 90 | fixing set | 1.00          | 2             |
| 9   | 90 30 09 069 00 90 | key        | 1.00          | 2             |
| 5   | 09 27 67 015-00    | rosette    | 1.00          | 10            |
| 4   | 90 31 11 038 00 90 | pin        | 1.00          | 2             |