

Rain shower with ceiling fixing 400 mm - Brushed Dark Brass

SERIES SPECIFIC

28 699 970 Product version from 3/13/2017









- rain shower Ø 400 mm
- PURE RAIN, max. flow rate 20 l/min (at 3 bar)
- Max. flow rate 20 l/min (at 3 bar)
- Function from: 12 l/min
- with anti-scale system
- quick clearing

Technical data:

- rosette Ø 60 mm optional
- 1/2" connection
- WRAS

Product change as of 1st April 2024: max. flow 20l/min

| | | |
|---|-------------------------------|---------------|
|  | Brushed Dark Brass | 28 699 970-39 |
|  | Chrome | 28 699 970-00 |
|  | Brushed Platinum | 28 699 970-06 |
|  | Platinum | 28 699 970-08 |
|  | Dark Chrome | 28 699 970-19 |
|  | Light Gold | 28 699 970-26 |
|  | Brushed Light Gold | 28 699 970-27 |
|  | Brushed Durabrass (23kt Gold) | 28 699 970-28 |
|  | Matte Black | 28 699 970-33 |
|  | Brushed Bronze | 28 699 970-42 |
|  | Brushed Champagne (22kt Gold) | 28 699 970-46 |
|  | Champagne (22kt Gold) | 28 699 970-47 |
|  | Brushed Chrome | 28 699 970-93 |
|  | Brushed Dark Platinum | 28 699 970-99 |

mm [inches]



Flow rate chart



Codes & Standards

| | | | |
|-----------------------------|-----------|----------|------------------------|
| DIN 4109 | EN 1112 | ISO 3822 | Scottish Water Byelaws |
| UK Water Supply Regulations | Ü-Zeichen | | |



Rain shower with ceiling fixing 400 mm - Brushed Dark Brass

SERIES SPECIFIC

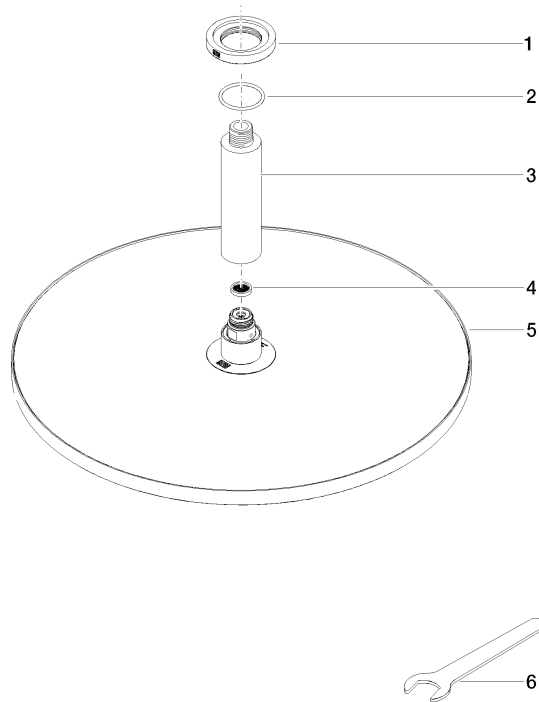
28 699 970 Product version from 3/13/2017

Certificates and sustainability

| | | |
|--------|-----------|-----------------|
| LGA_29 | WRAS_2212 | DVGW_DW-6517DN0 |
|--------|-----------|-----------------|

28 699 970 Product version from 3/13/2017

Parts for other
finishes can be found
here: [Chrome](#)



Spare parts list

| No. | Item Number | Name | Quantity used | Delivery time |
|--|--------------------|------------|---------------|---------------|
| 5 | 90 12 05 090 00-39 | shower | 1.00 | - |
| Spare part can no longer be ordered, please order the replacement item | | | | |
| 6 | 90 30 09 069 00 90 | key | 1.00 | 2 |
| 4 | 09 23 01 075 90 | insert | 1.00 | 2 |
| 2 | 09 14 10 141 90 | seal | 1.00 | 2 |
| 3 | 09 11 03 080-39 | connection | 1.00 | 60 |
| 1 | 09 27 22 040-39 | rosette | 1.00 | 60 |