










33 840 760



- 220mm projection
- pivotable spout 130°
- air-enriched flow
- height of mixer 167 mm
- height up to aerator 145 mm
- hole diameter 35 mm
- fabric braided hose 1500 mm
- max. flow 8 l/min at 3 bar flow pressure
- lead-free
- This product can help a building meet the requirements of Green Building Rating Systems, e.g. LEED®, BREEAM®, DGNB

Intrinsic protection against back flow.

	Brushed Champagne (22kt Gold)	33 840 760-46
	Chrome	33 840 760-00
	Brushed Platinum	33 840 760-06
	Platinum	33 840 760-08
	Dark Chrome	33 840 760-19
	Brushed Durabronze (23kt Gold)	33 840 760-28
	Champagne (22kt Gold)	33 840 760-47
	Brushed Chrome	33 840 760-93
	Brushed Dark Platinum	33 840 760-99

Recommended miscellaneous

Dispenser without rosette - 82 424 970-46
Brushed Champagne (22kt Gold)

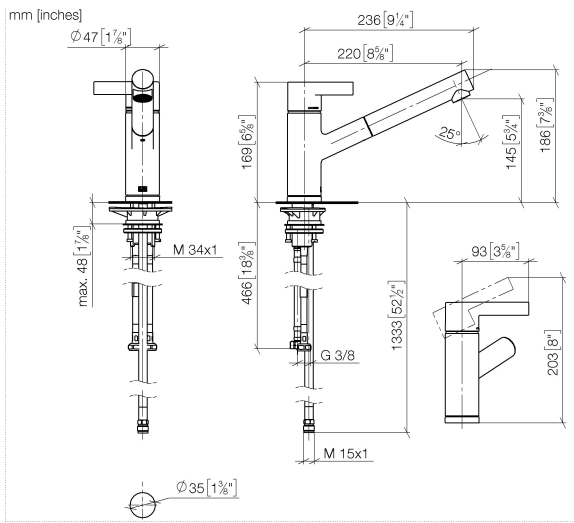


Recommended miscellaneous

Strainer waste with control handle 10 712 970-46
- Brushed Champagne (22kt Gold)



33 840 760



Flow rate chart



Certificates

GDV_0400282.

LGA_19871.

Belgaqua_22_277_2
7_3.

33 840 760

Parts for other finishes can be found here: [Chrome](#)





ENO Single-lever mixer Pull-out - Brushed Champagne (22kt Gold)

ENO

33 840 760

Spare parts list

No.	Item Number	Name	Quantity used	Delivery time
1	09 20 76 001-46	handle	1	30
2	90 31 20 109 00 90	plug	1	2
3	90 31 11 030 00 90	pin	1	2
4	09 28 30 012-46	cover	1	30
5	09 14 10 102 90	seal	1	2
6	09 24 04 270 90	nut	1	2
7	09 14 10 031 90	seal	1	2
8	90 28 10 148 00 90	accessories	1	2
9	90 15 05 064 00 90	cartridge	1	2
10	09 19 76 001-46	sleeve	1	30
11	09 18 40 099 90	sleeve	1	2
12	90 30 02 062 00-46	hose	1	-
Spare part can no longer be ordered, please order the replacement item				
13	09 23 01 039 90	sieve	1	2
14	04 12 11 106 00-46	shower	1	30
15	09 14 10 001 90	seal	1	2
16	09 30 30 113 20 90	screw	1	2
17	09 14 15 029 90	ring	2	2
18	09 28 10 144 90	ring	1	2
19	09 14 10 034 90	seal	1	2
20	09 27 76 001-46	rosette	1	30
21	04 30 04 100 00 90	hose	2	2
22	04 23 10 044 02 90	fixing set	1	2
23	09 18 40 090 90	sleeve	1	2
24	04 30 04 029 00 90	hose	1	2
25	04 21 50 005 00 90	accessories	1	2
26	09 23 01 131 90	back-flow preventer	1	2
27	90 14 20 019 00 90	seal	1	2
28	90 30 09 031 00 90	key	1	2