

Showerpipe with shower thermostat without hand shower FlowReduce - Light Gold SERIES SPECIFIC

34 459 979 Product version from 4/1/2024



- shower with fixed riser projection 453mm
- overhead shower: rain flow
- rain shower Ø 220 mm
- rain shower with anti-scale system
- max. rainshower flow 7 l/min
- rotary diverter with volume control and shut-off function
- slide-on rosettes Ø 70 mm
- height of fittings up to rain shower (bottom edge) 1009mm
- height of fittings up to top edge of elbow 1150mm
- gauge 150 mm - 13 mm
- metal shower hose 1750mm with integrated anti-twist protection
- 1/2" connection
- slide bar
- Pipe diameter 23.5 mm
- quick clearing
- This product can help a building meet the requirements of Green Building Rating Systems, e.g. LEED®, BREEAM®, DGNB
- WRAS

This article does not include a hand shower!

Intrinsic protection against back flow.

	Light Gold	34 459 979-26
	Chrome	34 459 979-00
	Brushed Platinum	34 459 979-06
	Platinum	34 459 979-08
	Dark Chrome	34 459 979-19
	Brushed Light Gold	34 459 979-27
	Brushed Durabrass (23kt Gold)	34 459 979-28
	Matte Black	34 459 979-33
	Brushed Bronze	34 459 979-42
	Brushed Champagne (22kt Gold)	34 459 979-46
	Champagne (22kt Gold)	34 459 979-47
	Brushed Chrome	34 459 979-93
	Brushed Dark Platinum	34 459 979-99


Showerpipe with shower thermostat without hand shower FlowReduce - Light Gold

SERIES SPECIFIC


34 459 979

Product version from 4/1/2024


Required miscellaneous

	Hand shower FlowReduce - Light Gold	28 018 979-26 0010
---	--	--------------------


Required miscellaneous

	Hand shower - Light Gold	28 018 979-26
---	---------------------------------	---------------


Required miscellaneous

	Hand shower FlowReduce - Light Gold	28 012 979-26 0010
---	--	--------------------


Required miscellaneous

	Hand shower FlowReduce - Light Gold	28 016 979-26 0010
---	--	--------------------


Required miscellaneous

	SERIES-VARIOUS Hand shower - Light Gold	28 029 979-26
---	--	---------------


Required miscellaneous

	SERIES-VARIOUS Hand shower FlowReduce - Light Gold	28 027 979-26 0010
---	---	--------------------


Required miscellaneous

	Hand shower - Light Gold	28 016 979-26
---	---------------------------------	---------------


Required miscellaneous

	Hand shower - Light Gold	28 012 979-26
---	---------------------------------	---------------

Required miscellaneous

	Hand shower - Light Gold	28 017 979-26
---	---------------------------------	---------------

Required miscellaneous

	SERIES-VARIOUS Hand shower FlowReduce - Light Gold	28 025 979-26 0010
---	---	--------------------

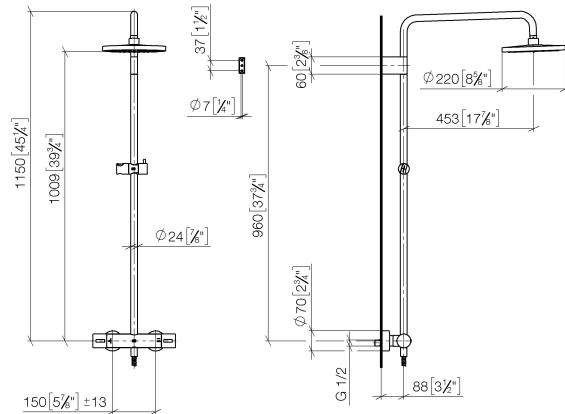
Required miscellaneous

	SERIES-VARIOUS Hand shower FlowReduce - Light Gold	28 029 979-26 0010
---	---	--------------------

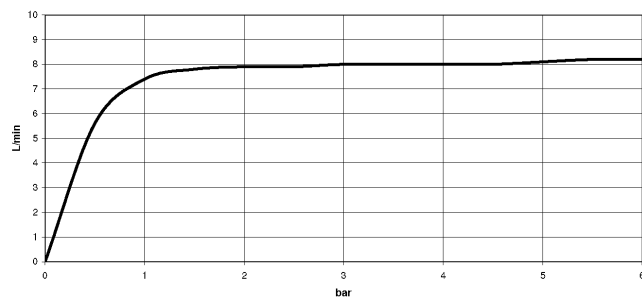
Showerpipe with shower thermostat without hand shower FlowReduce - Light SERIES SPECIFIC Gold

34 459 979 Product version from 4/1/2024

mm [inches]
1:10



Flow rate chart



Codes & Standards

DIN 4109

ISO 3822

Scottish Water
Byelaws

UK Water Supply
Regulations

Ü-Zeichen



Showerpipe with shower thermostat without hand shower FlowReduce - Light SERIES SPECIFIC
Gold

34 459 979 Product version from 4/1/2024

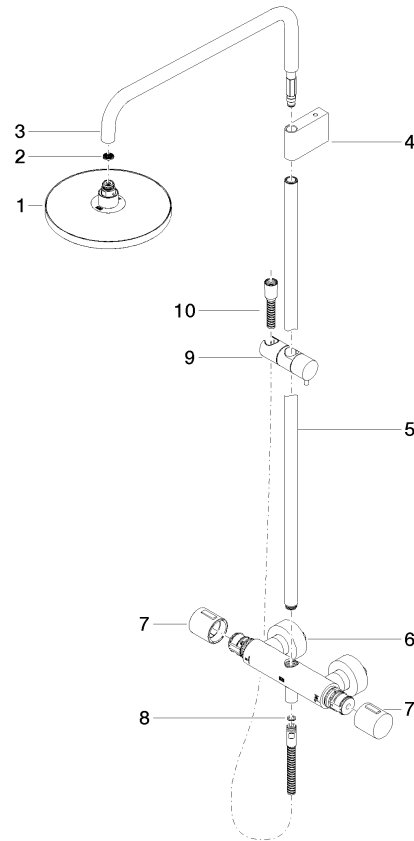
Certificates and sustainability

WRAS_2204 LGA_38

Showerpipe with shower thermostat without hand shower FlowReduce - Light Gold SERIES SPECIFIC

34 459 979 Product version from 4/1/2024

Parts for other
finishes can be found
here: [Chrome](#)



Spare parts list

No.	Item Number	Name	Quantity used	Delivery time
9	12 570 970-26	Slide unit - Light Gold	1.00	30
2	09 23 01 039 90	sieve	1.00	2
7	90 17 33 015 00-26	handle	2.00	30
4	90 17 11 150 00-26	holder	1.00	30
3	90 28 22 348 00-26	pipe	1.00	-
Spare part can no longer be ordered, please order the replacement item				
5	90 28 22 349 00-26	pipe	1.00	30
10	28 322 970-26	Metal shower hose 1/2" x 3/8" x 1750 mm - Light Gold	1.00	30
6	04 17 01 250 00-26	connection	1.00	60
8	90 14 20 026 00 90	seal	1.00	2
1	90 12 05 092 20-26	shower	1.00	30