

Washstand fitting with electronic opening and closing function without pop-up waste - Brushed Bronze














SERIES SPECIFIC

44 521 660 Product version from 10/1/2023



- 165mm projection
- Infrared sensor technology
- height of mixer 310 mm
- height up to aerator 199 mm
- hole diameter 35 mm
- fixed spout
- max. flow 5.7 l/min
- circular, air-enriched flow
- suitable for thermal disinfection
- Automatic shut-off after pre-set time is reached
- Indirect temperature control (undercounter)
- Control box included
- Adjustable sensor detection range
- Battery or plug-in power supply operated (batteries not included)
- 4x AA (1.5V) batteries required
- lead-free
- 1x screw-in M 8 x 1 pressure hose, leak-tested
- This product can help a building meet the requirements of Green Building Rating Systems, e.g. LEED®, BREEAM®, DGNB
- WRAS

Batteries not included

| | | |
|---|--------------------------------|---------------|
|  | Brushed Bronze | 44 521 660-42 |
|  | Chrome | 44 521 660-00 |
|  | Brushed Platinum | 44 521 660-06 |
|  | Platinum | 44 521 660-08 |
|  | Dark Chrome | 44 521 660-19 |
|  | Light Gold | 44 521 660-26 |
|  | Brushed Light Gold | 44 521 660-27 |
|  | Brushed Durabronze (23kt Gold) | 44 521 660-28 |
|  | Matte Black | 44 521 660-33 |
|  | Brushed Dark Brass | 44 521 660-39 |
|  | Brushed Champagne (22kt Gold) | 44 521 660-46 |
|  | Champagne (22kt Gold) | 44 521 660-47 |
|  | Brushed Chrome | 44 521 660-93 |
|  | Brushed Dark Platinum | 44 521 660-99 |

Washstand fitting with electronic opening and closing function without pop-up waste - Brushed Bronze

SERIES SPECIFIC

44 521 660 Product version from 10/1/2023

mm [inches]

1:5



Flow rate chart



Codes & Standards

EN 1717

Executive Order
no. 1007Scottish Water
Byelaws

UK Water Supply Regulations



Washstand fitting with electronic opening and closing function without pop-up waste - Brushed Bronze

SERIES SPECIFIC

44 521 660 Product version from 10/1/2023

Certificates and sustainability

Belgaqua_23-210-2 WRAS_2211

GDV_0400

Washstand fitting with electronic opening and closing function without pop-up waste - Brushed Bronze

SERIES SPECIFIC

44 521 660 Product version from 10/1/2023

Parts for other
finishes can be found
here: [Chrome](#)



Spare parts list

| No. | Item Number | Name | Quantity used | Delivery time |
|-----|----------------------|-----------------------|---------------|---------------|
| | 3 04 30 04 100 00 90 | hose | 1.00 | 2 |
| | 4 04 23 10 044 08 90 | fixing set | 1.00 | 2 |
| | 1 09 29 03 126 90 | aerator | 1.00 | 2 |
| | 6 09 24 03 185-00 | nipple | 1.00 | 10 |
| | 5 12 506 970 90 | High pressure hoses - | 1.00 | 2 |
| | 7 90 30 50 081 00 90 | valve | 1.00 | 2 |
| | 2 90 30 09 028 00 90 | key | 1.00 | 2 |
| | 8 90 10 01 247 00 90 | valve box | 1.00 | 2 |