

## Shower set - Brushed Durabronz (23kt Gold)

TARA

ST 050 201 5660



Fits: TARA, META

- slide bar
- Pipe diameter 18 mm
- rosette Ø 55 mm
- gauge 800 mm
- metal shower hose 1750mm with integrated anti-twist protection
- shower hose connector 3/8"
- Three or five settings: COMPACT RAIN, COMPACT SOFT FLOW, COMPACT AQUAPRESSURE FLOW, max. flow rate 15 l/min (at 3 bar)
- Function from: 7 l/min
- spray head Ø 100mm

	Brushed Durabronz (23kt Gold)	ST 050 201 5660-28
	Chrome	ST 050 201 5660-00
	Brushed Platinum	ST 050 201 5660-06
	Platinum	ST 050 201 5660-08
	Dark Chrome	ST 050 201 5660-19
	Light Gold	ST 050 201 5660-26
	Brushed Light Gold	ST 050 201 5660-27
	Matte Black	ST 050 201 5660-33
	Brushed Bronze	ST 050 201 5660-42
	Brushed Champagne (22kt Gold)	ST 050 201 5660-46
	Champagne (22kt Gold)	ST 050 201 5660-47
	Brushed Chrome	ST 050 201 5660-93
	Brushed Dark Platinum	ST 050 201 5660-99

### Individual components of this set

You need the following components for this set



1x 26 413 625-28



1x 28 018 979-28



## Shower set - Brushed Durabrass (23kt Gold)

---

TARA

ST 050 201 5660

## Shower set - Brushed Durabross (23kt Gold)

TARA






ST 050 201 5660



Fits: TARA, META


- slide bar
- Pipe diameter 18 mm
- rosette Ø 55 mm
- gauge 800 mm
- metal shower hose 1750mm with integrated anti-twist protection
- shower hose connector 3/8"
- WRAS 2009048

This article does not include a hand shower!

	Brushed Durabross (23kt Gold)	26 413 625-28
	Chrome	26 413 625-00
	Brushed Platinum	26 413 625-06
	Platinum	26 413 625-08
	Dark Chrome	26 413 625-19
	Light Gold	26 413 625-26
	Brushed Light Gold	26 413 625-27
	Matte Black	26 413 625-33
	Brushed Bronze	26 413 625-42
	Brushed Champagne (22kt Gold)	26 413 625-46
	Champagne (22kt Gold)	26 413 625-47
	Brushed Chrome	26 413 625-93
	Brushed Dark Platinum	26 413 625-99

ST 050 201 5660


Recommended miscellaneous

	<b>Concealed wall elbow -</b> ●min. recess depth 90 mm ●max. recess depth 163 mm	35 085 970 90
---	--	---------------


Required miscellaneous

	<b>Hand shower - Brushed Durabron (23kt Gold)</b>	28 018 979-28
---	---	---------------


Required miscellaneous

	<b>Hand shower FlowReduce - Brushed Durabron (23kt Gold)</b>	28 012 979-28 0010
---	--	-----------------------

Required miscellaneous

	<b>Hand shower FlowReduce - Brushed Durabron (23kt Gold)</b>	28 016 979-28 0010
---	--	-----------------------


Required miscellaneous

	<b>Hand shower FlowReduce - Brushed Durabron (23kt Gold)</b>	28 018 979-28 0010
---	--	-----------------------

Required miscellaneous

	<b>SERIES-VARIOUS Hand shower - Brushed Durabron (23kt Gold)</b>	28 029 979-28 0010
---	--	-----------------------


Required miscellaneous

	<b>SERIES-VARIOUS Hand shower - Brushed Durabron (23kt Gold)</b>	28 025 979-28 0010
---	--	-----------------------

Recommended miscellaneous

	<b>Wall elbow - Brushed Durabron (23kt Gold)</b>	28 450 625-28
---	--	---------------


Required miscellaneous

	<b>Hand shower - Brushed Durabron (23kt Gold)</b>	28 017 979-28
---	---	---------------

Required miscellaneous

	<b>Hand shower - Brushed Durabron (23kt Gold)</b>	28 016 979-28
---	---	---------------

Required miscellaneous

	<b>Hand shower - Brushed Durabron (23kt Gold)</b>	28 012 979-28
---	---	---------------

Required miscellaneous

	<b>SERIES-VARIOUS Hand shower - Brushed Durabron (23kt Gold)</b>	28 027 979-28 0010
---	--	-----------------------

Required miscellaneous

	<b>SERIES-VARIOUS Hand shower - Brushed Durabron (23kt Gold)</b>	28 029 979-28
---	--	---------------



## Shower set - Brushed Durabrass (23kt Gold)

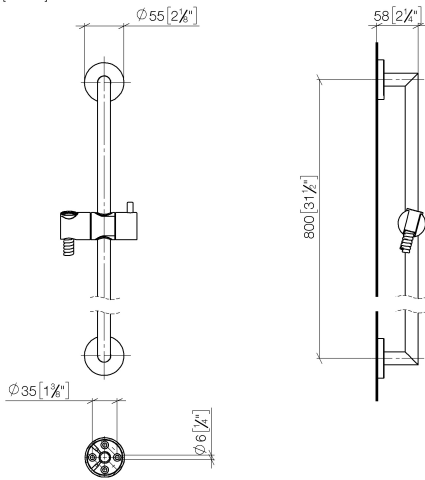
---

TARA

ST 050 201 5660

ST 050 201 5660

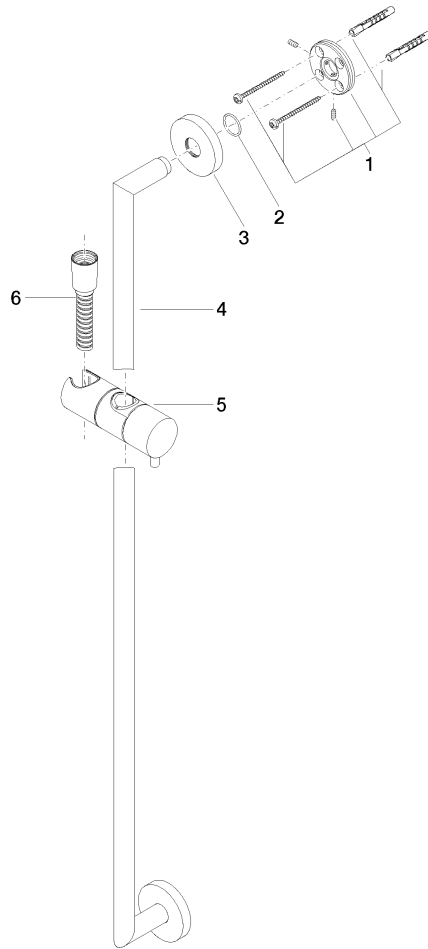
mm [inches]



Certificates

WRAS\_2009048. ACS\_20 ACC LY 738.

ST 050 201 5660



Spare parts list

No.	Item Number	Name	Quantity used	Delivery time
1	05 17 62 500 00 90	fixing set	2	2
2	90 14 10 032 00 90	seal	2	2
3	08 27 62 500-28	rosette	2	20
4	05 28 22 590 01-28	bar	1	20
5	12 580 970-28	Slide unit - Brushed Durabron (23kt Gold)	1	20
6	28 322 970-28	Metal shower hose 1/2" x 3/8" x 1750 mm - Brushed Durabron (23kt Gold)	1	20

# Shower set - Brushed Durabronz (23kt Gold)

TARA

ST 050 201 5660



- Three or five settings: COMPACT RAIN, COMPACT SOFT FLOW, COMPACT AQUAPRESSURE FLOW, max. flow rate 15 l/min (at 3 bar)
- with anti-scale system
- spray head Ø 100mm
- 1/2" connection
- WRAS 2210003
- Function from: 7 l/min

Intrinsic protection against back flow.

Fits: IMO, LULU, MADISON, MEM, TARA, CL.1, LISSÉ, VAIA, META, CYO

	Brushed Durabronz (23kt Gold)	28 018 979-28
	Chrome	28 018 979-00
	Chrome	28 018 979-00 0010
	Brushed Platinum	28 018 979-06
	Brushed Platinum	28 018 979-06 0010
	Platinum	28 018 979-08
	Platinum	28 018 979-08 0010
	Dark Brass matt	28 018 979-16 0010
	Dark Bronze matt	28 018 979-17 0010
	Dark Chrome	28 018 979-19
	Dark Chrome	28 018 979-19 0010
	Light Gold	28 018 979-26 0010
	Light Gold	28 018 979-26
	Brushed Light Gold	28 018 979-27 0010
	Brushed Light Gold	28 018 979-27
	Brushed Durabronz (23kt Gold)	28 018 979-28 0010
	Matte Black	28 018 979-33
	Matte Black	28 018 979-33 0010
	Brushed Bronze	28 018 979-42 0010
	Brushed Bronze	28 018 979-42
	Brushed Champagne (22kt Gold)	28 018 979-46
	Brushed Champagne (22kt Gold)	28 018 979-46 0010
	Champagne (22kt Gold)	28 018 979-47
	Champagne (22kt Gold)	28 018 979-47 0010
	Brushed Chrome	28 018 979-93
	Brushed Chrome	28 018 979-93 0010
	Brushed Dark Platinum	28 018 979-99
	Brushed Dark Platinum	28 018 979-99 0010





## Shower set - Brushed Durabrass (23kt Gold)

---

TARA

ST 050 201 5660



## Shower set - Brushed Durabrass (23kt Gold)

---

TARA

ST 050 201 5660



## Shower set - Brushed Durabrass (23kt Gold)

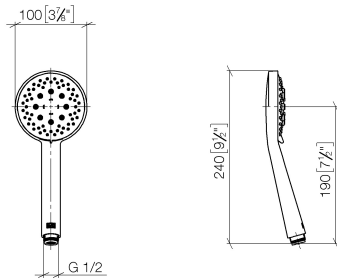
---

TARA

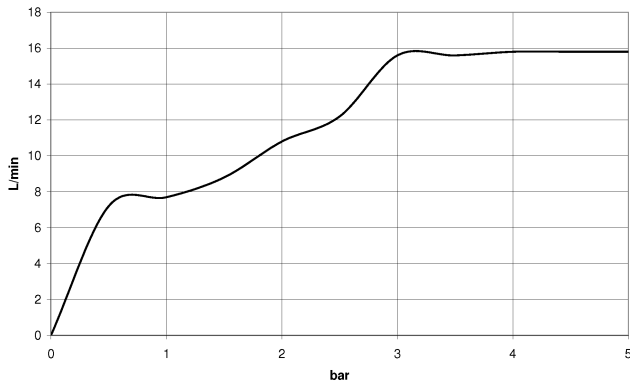
ST 050 201 5660

ST 050 201 5660

mm [inches]



Flow rate chart



Certificates

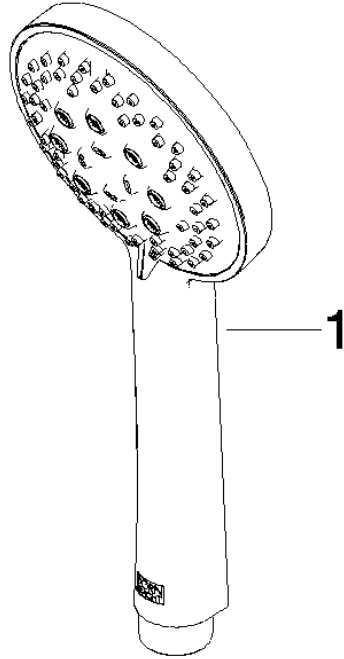
LGA\_29984.

DVGW\_DW-  
6517DN0129.

WRAS\_2210003.

ST 050 201 5660

Parts for other  
finishes can be found  
here: Chrome



Spare parts list

No.	Item Number	Name	Quantity used	Delivery time
1	09 23 01 039 90	sieve	1	2