







## CL.1 Bath spout without diverter for deck mounting - Chrome

CL.1

13 612 705 Product version from 3/9/2015 to 5/27/2021



- 200mm projection
- rectangular spray pattern with 55 individual jets
- height of mixer 125 mm
- height up to aerator 108 mm
- hole diameter 35 mm
- 1/2" connection
- max. flow 24.6 l/min at 3 bar flow pressure
- WRAS

|   |                               |               |
|---|-------------------------------|---------------|
|  | Chrome                        | 13 612 705-00 |
|  | Brushed Platinum              | 13 612 705-06 |
|  | Dark Chrome                   | 13 612 705-19 |
|  | Brushed Champagne (22kt Gold) | 13 612 705-46 |
|  | Champagne (22kt Gold)         | 13 612 705-47 |
|  | Brushed Dark Platinum         | 13 612 705-99 |

## CL.1 Bath spout without diverter for deck mounting - Chrome

CL.1

13 612 705 Product version from 3/9/2015 to 5/27/2021

mm [inches]



### Flow rate chart



### Codes & Standards

ASME A112.18.1      cUPC      DIN 4109      ISO 3822

Scottish Water Byelaws      UK Water Supply Regulations      Ü-Zeichen



## CL.1 Bath spout without diverter for deck mounting - Chrome

---

CL.1

13 612 705 Product version from 3/9/2015 to 5/27/2021

### Certificates and sustainability

---

WRAS\_1512

LGA\_28

IAPMO\_4976

## CL.1 Bath spout without diverter for deck mounting - Chrome

CL.1

13 612 705 Product version from 3/9/2015 to 5/27/2021

Parts for other  
finishes can be found  
here: Brushed  
Platinum



### Spare parts list

| No. | Item Number        | Name         | Quantity used | Delivery time |
|-----|--------------------|--------------|---------------|---------------|
| 4   | 09 30 01 117 90    | connection   | 1.00          | 2             |
| 7   | 04 23 10 004 03 90 | fixing set   | 1.00          | 2             |
| 3   | 09 14 10 009 90    | seal         | 1.00          | 2             |
| 1   | 90 11 70 007 00-00 | spout        | 1.00          | 10            |
| 2   | 09 31 11 099 90    | pin          | 1.00          | 2             |
| 6   | 09 18 40 090 90    | sleeve       | 1.00          | 2             |
| 5   | 09 23 01 057 90    | flow reducer | 1.00          | 2             |