







## CL.1 Deck-mounted basin spout without pop-up waste - Chrome

CL.1

13 715 705 Product version from 3/9/2015 to 6/15/2021



- 160mm projection
- fixed spout
- rectangular spray pattern with 40 individual jets
- height of mixer 204 mm
- height up to aerator 190 mm
- hole diameter 35 mm
- 2x screw-in M 10 x 1 pressure hose, leak-tested
- 1/2" connection
- max. flow 4 l/min
- lead-free
- This product can help a building meet the requirements of Green Building Rating Systems, e.g. LEED®, BREEAM®, DGNB
- WRAS

|   |                               |               |
|---|-------------------------------|---------------|
|  | Chrome                        | 13 715 705-00 |
|  | Brushed Platinum              | 13 715 705-06 |
|  | Dark Chrome                   | 13 715 705-19 |
|  | Brushed Champagne (22kt Gold) | 13 715 705-46 |
|  | Champagne (22kt Gold)         | 13 715 705-47 |
|  | Brushed Dark Platinum         | 13 715 705-99 |

## CL.1 Deck-mounted basin spout without pop-up waste - Chrome

CL.1

13 715 705 Product version from 3/9/2015 to 6/15/2021

mm [inches]



Flow rate chart



### Codes & Standards

| ASME A112.18.1 | cUPC | DIN 4109 | EPA WaterSense |
|----------------|------|----------|----------------|
|----------------|------|----------|----------------|

|                             |          |        |       |
|-----------------------------|----------|--------|-------|
| Executive Order<br>no. 1007 | ISO 3822 | NSF372 | NSF61 |
|-----------------------------|----------|--------|-------|

|                           |                                |           |            |
|---------------------------|--------------------------------|-----------|------------|
| Scottish Water<br>Byelaws | UK Water Supply<br>Regulations | Ü-Zeichen | WaterSense |
|---------------------------|--------------------------------|-----------|------------|





CL.1 Deck-mounted basin spout without pop-up waste - Chrome

CL.1

13 715 705    Product version from 3/9/2015 to 6/15/2021

Certificates and sustainability

|           |         |           |            |            |
|-----------|---------|-----------|------------|------------|
| GDV_0400  | LGA_28  | IAPMO_N-4 | IAPMO_4976 | IAPMO_8834 |
| WRAS_1512 | IAPMO_6 |           |            |            |

## CL.1 Deck-mounted basin spout without pop-up waste - Chrome

CL.1

13 715 705 Product version from 3/9/2015 to 6/15/2021



### Spare parts list

| No. | Item Number        | Name         | Quantity used | Delivery time |
|-----|--------------------|--------------|---------------|---------------|
| 9   | 04 23 10 044 06 90 | fixing set   | 1.00          | 2             |
| 2   | 09 31 11 044 90    | pin          | 1.00          | 2             |
| 8   | 09 30 01 208 90    | connection   | 1.00          | 2             |
| 1   | 90 11 70 003 00-00 | spout        | 1.00          | 10            |
| 7   | 04 30 04 019 00 90 | hose         | 2.00          | 2             |
| 6   | 09 11 10 055 10 90 | connection   | 1.00          | 2             |
| 3   | 09 16 01 016 90    | ring         | 1.00          | 2             |
| 5   | 09 14 10 130 90    | seal         | 1.00          | 2             |
| 4   | 09 23 01 034 90    | flow reducer | 1.00          | 2             |