







CL.1 Deck-mounted basin spout without pop-up waste - Brushed Platinum

13 715 705    Product version from 7/1/2021



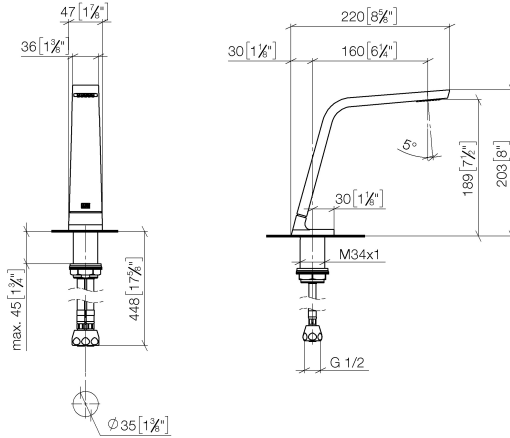
- 160mm projection
- fixed spout
- rectangular spray pattern with 40 individual jets
- height of mixer 204 mm
- height up to aerator 190 mm
- hole diameter 35 mm
- 2x screw-in M 10 x 1 pressure hose, leak-tested
- 1/2" connection
- max. flow 4 l/min
- lead-free
- This product can help a building meet the requirements of Green Building Rating Systems, e.g. LEED®, BREEAM®, DGNB
- WRAS

	Brushed Platinum	13 715 705-06
	Chrome	13 715 705-00
	Dark Chrome	13 715 705-19
	Brushed Champagne (22kt Gold)	13 715 705-46
	Champagne (22kt Gold)	13 715 705-47
	Brushed Dark Platinum	13 715 705-99

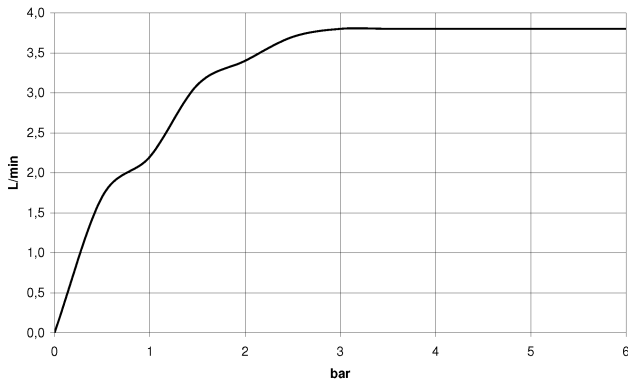
## CL.1 Deck-mounted basin spout without pop-up waste - Brushed Platinum

13 715 705 Product version from 7/1/2021

mm [inches]



Flow rate chart



### Codes & Standards

ASME A112.18.1 cUPC DIN 4109 EPA WaterSense

Executive Order no. 1007 ISO 3822 NSF372 NSF61

Scottish Water Byelaws UK Water Supply Regulations Ü-Zeichen WaterSense





CL.1 Deck-mounted basin spout without pop-up waste - Brushed Platinum

---

13 715 705    Product version from 7/1/2021

Certificates

---

GDV_0400	LGA_28	IAPMO_N-4	IAPMO_4976	IAPMO_8834
WRAS_1512	IAPMO_6			

## CL.1 Deck-mounted basin spout without pop-up waste - Brushed Platinum

13 715 705 Product version from 7/1/2021

Parts for other  
finishes can be found  
here: [Chrome](#)



### Spare parts list

No.	Item Number	Name	Quantity used	Delivery time
1	90 11 70 003 00-06	spout	1	10
2	09 31 11 044 90	pin	1	2
3	09 16 01 016 90	ring	1	2
4	09 23 01 034 90	flow reducer	1	2
5	09 14 10 130 90	seal	1	2
6	09 11 10 055 10 90	connection	1	2
7	04 30 04 019 00 90	hose	2	2
8	09 30 01 208 90	connection	1	2
9	04 23 10 044 06 90	fixing set	1	2