

MEM Three-hole basin mixer with pop-up waste - Brushed Dark Platinum

20 713 782 Product version from 3/10/2014



- 165mm projection
- fixed spout
- rectangular, air-enriched flow
- height of mixer 277 mm
- height up to aerator 170 mm
- hole diameter spout 35 mm
- hole diameter valve 32 mm
- rosette 60 x 60 mm
- 2x screw-in M 10 x 1 pressure hose, leak-tested
- max. flow 8.3 l/min
- lead-free
- This product can help a building meet the requirements of Green Building Rating Systems, e.g. LEED®, BREEAM®, DGNB
- WRAS

Only suitable for basins with an overflow.

	Brushed Dark Platinum	20 713 782-99
	Chrome	20 713 782-00
	Brushed Platinum	20 713 782-06
	Platinum	20 713 782-08
	Dark Chrome	20 713 782-19
	Brushed Durabronze (23kt Gold)	20 713 782-28
	Brushed Champagne (22kt Gold)	20 713 782-46
	Champagne (22kt Gold)	20 713 782-47

Recommended miscellaneous



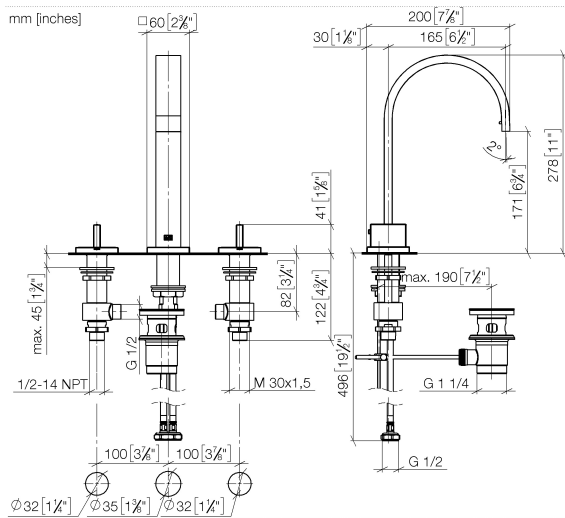
High pressure hoses -

- 2x 3/8" x 1/2" x 500mm high pressure hose

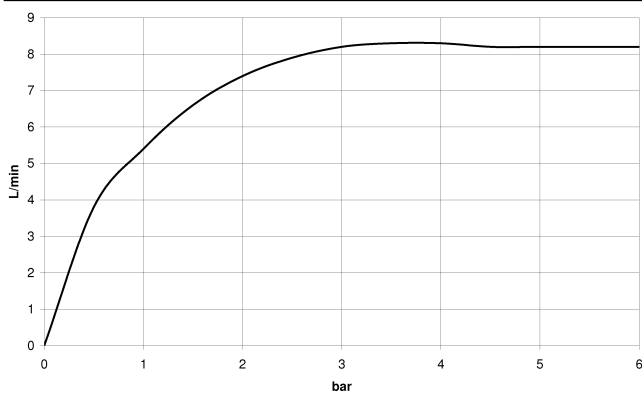
12 506 970 90

MEM Three-hole basin mixer with pop-up waste - Brushed Dark Platinum

20 713 782 Product version from 3/10/2014



Flow rate chart



Codes & Standards

DIN 4109	EN 200	Executive Order no. 1007	ISO 3822
Scottish Water Byelaws	UK Water Supply Regulations	Ü-Zeichen	VA-Zeichen



MEM Three-hole basin mixer with pop-up waste - Brushed Dark Platinum

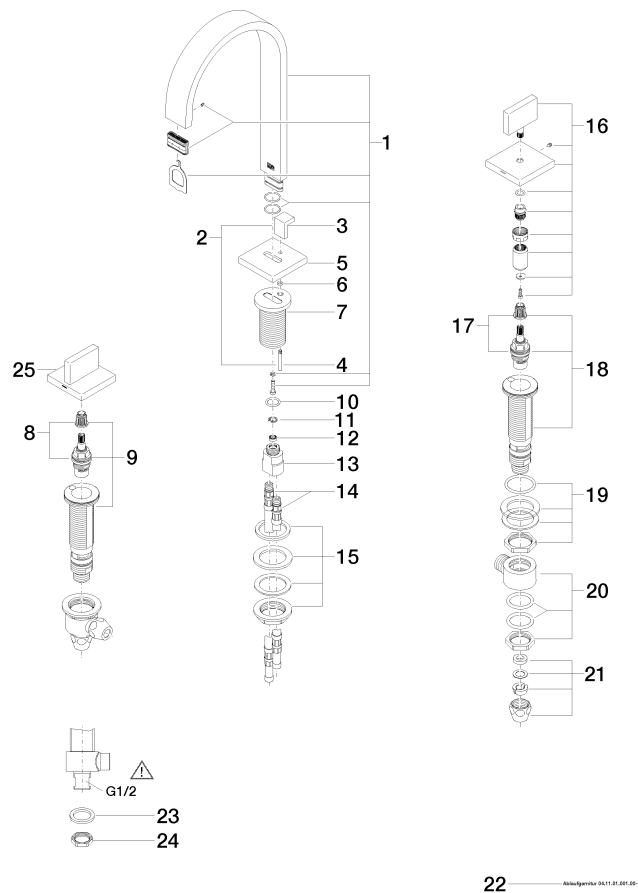
20 713 782 Product version from 3/10/2014

Certificates

WRAS_2306	LGA_18	ETA_18	GDV_0400
-----------	--------	--------	----------

MEM Three-hole basin mixer with pop-up waste - Brushed Dark Platinum

20 713 782 Product version from 3/10/2014





MEM Three-hole basin mixer with pop-up waste - Brushed Dark Platinum

20 713 782 Product version from 3/10/2014

Spare parts list

No.	Item Number	Name	Quantity used	Delivery time
1	90 28 22 158 00-99	spout	1	20
2	04 20 78 030 80-99	pull-rod	1	20
3	09 20 78 030-99	handle	1	20
4	09 31 09 080-99	pull-rod	1	20
5	09 27 78 032-99	rosette	1	20
6	09 14 10 166 90	seal	1	2
7	09 11 10 054 10 90	connection	1	2
8	90 90 03 152 00 90	top	1	2
9	04 17 11 058 52 90	side panel	1	2
10	09 14 10 130 90	seal	1	2
11	09 16 01 016 90	ring	1	2
12	09 23 01 052 90	flow reducer	1	2
13	09 11 10 055 10 90	connection	1	2
14	04 30 04 016 00 90	hose	2	60
15	04 23 10 009 01 90	fixing set	1	2
16	90 20 78 002 04-99	handle (cold)	1	20
17	90 90 03 153 00 90	top	1	2
18	04 17 11 058 53 90	side panel	1	2
19	04 23 10 032 78 90	fixing set	2	2
20	04 17 11 023 10 90	distributor	2	2
21	90 23 30 040 00-99	threaded connector	4	20
22	90 11 01 001 00-99	pop-up waste	1	20
23	09 30 11 059 90	disc	2	2
24	09 23 10 012 90	nut	2	2
25	90 20 78 002 05-99	handle (hot)	1	20