

# Affusion pipe with cover plate - Dark Chrome

IMO

27 838 979




Fits: IMO, MEM, CL.1, CYO

- LAMINAR FLOW, max. flow rate 15 l/min (at 3 bar)
- 3/8" shower outlet
- cover plate 240 x 60 mm
- metal shower hose 1250mm with integrated anti-twist protection
- 1/2" connection
- plug-link mounting

Intrinsic protection against back flow.

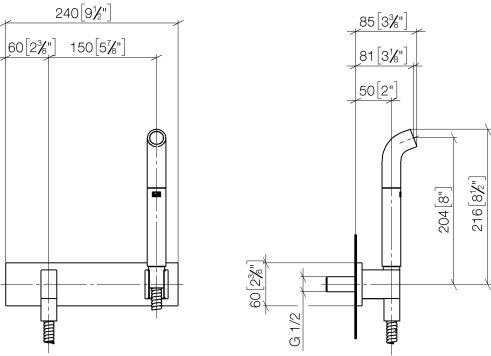
	Dark Chrome	27 838 979-19
	Chrome	27 838 979-00
	Brushed Platinum	27 838 979-06
	Platinum	27 838 979-08
	Brushed Light Gold	27 838 979-27
	Brushed Durabronze (23kt Gold)	27 838 979-28
	Matte Black	27 838 979-33
	Brushed Chrome	27 838 979-93
	Brushed Dark Platinum	27 838 979-99

## Recommended miscellaneous

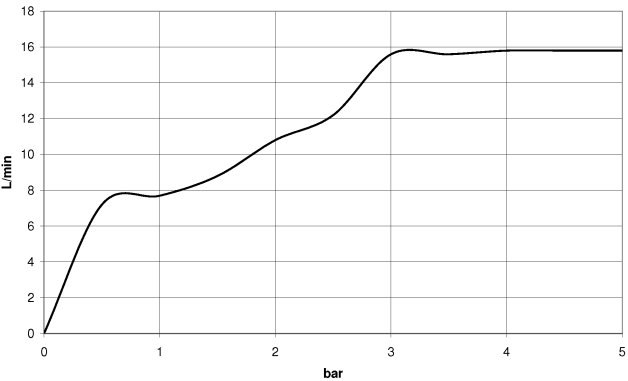
	<b>Concealed wall elbow -</b> •min. recess depth mm •max. recess depth mm	35 085 970 90
---	---	---------------

27 838 979

mm [inches]



Flow rate chart



Codes & Standards

DIN 4109

ISO 3822

Ü-Zeichen



## Affusion pipe with cover plate - Dark Chrome

---

IMO

27 838 979

### Certificates

---

LGA\_38

