



















MADISON Metal hand shower with porcelain insert (white) - Brushed Dark Brass
MADISON

28 002 970
Product version from 7/1/2025

	<ul style="list-style-type: none"> <li>• spray head Ø 64mm</li> <li>• COMPACT RAIN, max. flow rate 9 l/min (at 3 bar)</li> <li>• Function from: 6 l/min</li> <li>• 1/2" connection</li> <li>• WRAS</li> </ul>		Brushed Dark Brass	28 002 970-39
	Intrinsic protection against back flow.		Chrome	28 002 970-00
			Chrome	28 002 970-00 0010
			Gold (23.9kt)	28 002 970-01
			Brushed Platinum	28 002 970-06
			Brushed Platinum	28 002 970-06 0010
			Platinum	28 002 970-08
			Platinum	28 002 970-08 0010
			Durabrand (23kt Gold)	28 002 970-09
			Durabrand (23kt Gold)	28 002 970-09 0010
			Brushed Durabrand (23kt Gold)	28 002 970-28
			Brushed Durabrand (23kt Gold)	28 002 970-28 0010
			Brushed Dark Brass	28 002 970-39 0010
			Brushed Chrome	28 002 970-93 0010
			Brushed Chrome	28 002 970-93
			Brushed Dark Platinum	28 002 970-99
			Brushed Dark Platinum	28 002 970-99 0010

MADISON Metal hand shower with porcelain insert (white) - Brushed Dark Brass

MADISON

28 002 970    Product version from 7/1/2025  
mm [inches]



Flow rate chart



Codes & Standards

DIN 4109	ISO 3822	Scottish Water Byelaws	UK Water Supply Regulations
----------	----------	------------------------	-----------------------------

Ü-Zeichen



MADISON Metal hand shower with porcelain insert (white) - Brushed Dark  
Brass

MADISON

---

28 002 970 Product version from 7/1/2025

Certificates and sustainability

---

LGA\_8

WRAS\_240502

## MADISON Metal hand shower with porcelain insert (white) - Brushed Dark Brass

MADISON

28 002 970 Product version from 7/1/2025

Parts for other  
finishes can be found  
here: [Chrome](#)



### Spare parts list

No.	Item Number	Name	Quantity used	Delivery time
7	09 23 01 077 90	flow reducer	1.00	2
6	11 167 820 60	handle	1.00	2
5	90 28 22 033 00-39	insert	1.00	30
2	09 14 10 069 90	seal	1.00	2
3	09 24 04 059 20-39	nipple	1.00	-
Spare part can no longer be ordered, please order the replacement item				
8	09 23 01 039 90	sieve	1.00	2
1	90 12 01 010 00 90	set	1.00	2
4	09 14 10 042 90	seal	1.00	2