












MADISON Wall elbow - Brushed Durabrass (23kt Gold)

28 450 370 Product version from 7/6/2018



- 1/2" shower outlet
 - rosette Ø 60 mm
 - 1/2" connection
 - WRAS

Intrinsic protection against back flow.

| | | |
|---|-------------------------------|--------------------|
|  | Brushed Durabrass (23kt Gold) | 28 450 370-28 |
|  | Chrome | 28 450 370-00 |
|  | Chrome | 28 450 370-00 0010 |
|  | Brushed Platinum | 28 450 370-06 |
|  | Brushed Platinum | 28 450 370-06 0010 |
|  | Platinum | 28 450 370-08 |
|  | Platinum | 28 450 370-08 0010 |
|  | Durabrass (23kt Gold) | 28 450 370-09 |
|  | Durabrass (23kt Gold) | 28 450 370-09 0010 |
| | Brushed Durabrass (23kt Gold) | 28 450 370-28 0010 |
|  | Brushed Dark Platinum | 28 450 370-99 |
|  | Brushed Dark Platinum | 28 450 370-99 0010 |

Recommended miscellaneous



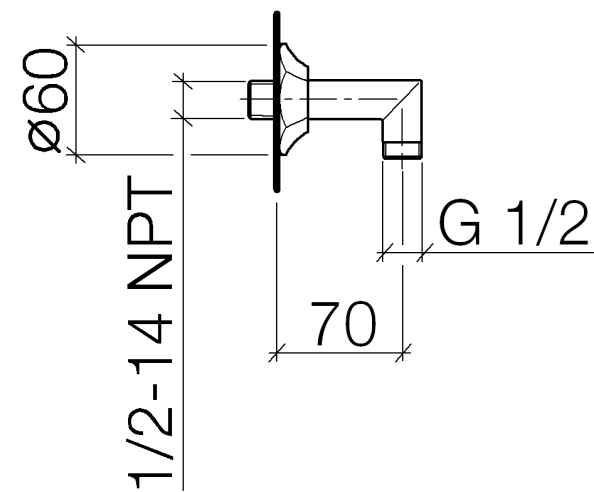
- Concealed wall elbow -

- min. recess depth mm
 - max. recess depth mm

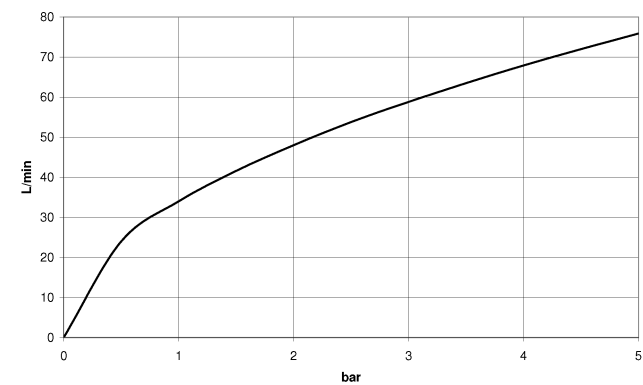
35 085 970 90

MADISON Wall elbow - Brushed Durabron (23kt Gold)

28 450 370 Product version from 7/6/2018



Flow rate chart



Codes & Standards

EN 1717

Scottish Water
Byelaws

UK Water Supply
Regulations



MADISON Wall elbow - Brushed Durabrass (23kt Gold)

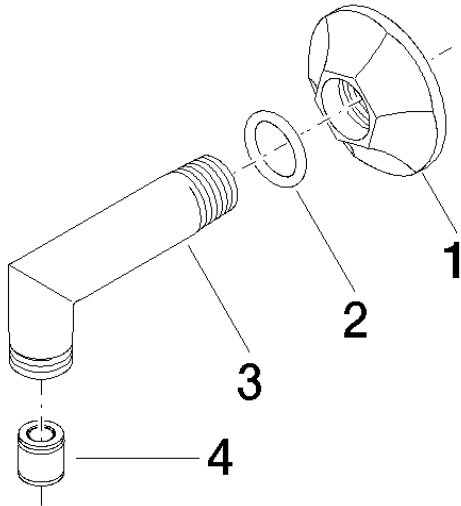
28 450 370 Product version from 7/6/2018

Certificates

Belgaqua_21-381-2 WRAS_240502

MADISON Wall elbow - Brushed Durabross (23kt Gold)

28 450 370 Product version from 7/6/2018



Spare parts list

| No. | Item Number | Name | Quantity used | Delivery time |
|-----|--------------------|---------------------|---------------|---------------|
| 1 | 09 27 37 003-28 | rosette | 1 | 20 |
| 2 | 90 14 10 026 00 90 | seal | 1 | 2 |
| 3 | 09 11 03 021-28 | connection | 1 | 20 |
| 4 | 90 23 01 141 00 90 | back-flow preventer | 1 | 2 |