













MADISON Shower head FlowReduce - Brushed Durabrass (23kt Gold)

MADISON

28 508 360

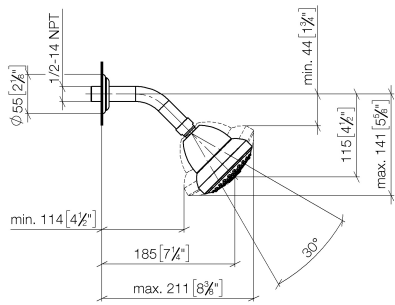


- 200mm projection
- ball-joint pivotable through 30°
- Three settings: PURIFY RAIN, COMPACT SOFT FLOW, COMPACT AQUAPRESSURE FLOW, max. flow rate 7.6 l/min (at 3 bar)
- with anti-scale system
- spray head Ø 94mm
- rosette Ø 55 mm
- 1/2" connection
- This product can help a building meet the requirements of Green Building Rating Systems, e.g. LEED®, BREEAM®, DGNB

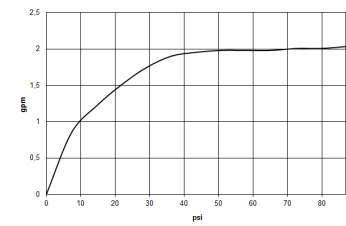
	Brushed Durabrass (23kt Gold)	28 508 360-28 0010
	Chrome	28 508 360-00 0010
	Chrome	28 508 360-00
	Brushed Platinum	28 508 360-06 0010
	Brushed Platinum	28 508 360-06
	Platinum	28 508 360-08 0010
	Platinum	28 508 360-08
	Durabrass (23kt Gold)	28 508 360-09 0010
	Durabrass (23kt Gold)	28 508 360-09
	Brushed Durabrass (23kt Gold)	28 508 360-28
	Brushed Dark Platinum	28 508 360-99
	Brushed Dark Platinum	28 508 360-99 0010

28 508 360

mm [inches]



Flow rate chart



Codes & Standards

DIN 4109	ISO 3822	Ü-Zeichen
----------	----------	-----------



MADISON Shower head FlowReduce - Brushed Durabrass (23kt Gold)

MADISON

28 508 360

Certificates

LGA_38

28 508 360

Parts for other
finishes can be found
here: Chrome



Spare parts list

No.	Item Number	Name	Quantity used	Delivery time
1	09 27 35 003-28	rosette	1	60
2	90 14 10 026 00 90	seal	1	2
3	09 11 03 011-28	connection	1	20
4	04 12 11 120 01-28	shower	1	20