

Rain shower with ceiling fixing 400 mm - Brushed Champagne (22kt Gold)
SERIES SPECIFIC

28 699 970 Product version from 3/13/2017



- rain shower Ø 400 mm
- PURE RAIN, max. flow rate 20 l/min (at 3 bar)
- Max. flow rate 20 l/min (at 3 bar)
- Function from: 12 l/min
- with anti-scale system
- quick clearing

Technical data:

- rosette Ø 60 mm optional
- 1/2" connection
- WRAS

Product change as of 1st April 2024: max. flow 20l/min

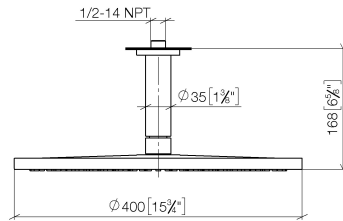
	Brushed Champagne (22kt Gold)	28 699 970-46
	Chrome	28 699 970-00
	Brushed Platinum	28 699 970-06
	Platinum	28 699 970-08
	Dark Chrome	28 699 970-19
	Light Gold	28 699 970-26
	Brushed Light Gold	28 699 970-27
	Brushed Durabronze (23kt Gold)	28 699 970-28
	Matte Black	28 699 970-33
	Brushed Dark Brass	28 699 970-39
	Brushed Bronze	28 699 970-42
	Champagne (22kt Gold)	28 699 970-47
	Brushed Chrome	28 699 970-93
	Brushed Dark Platinum	28 699 970-99

Recommended miscellaneous

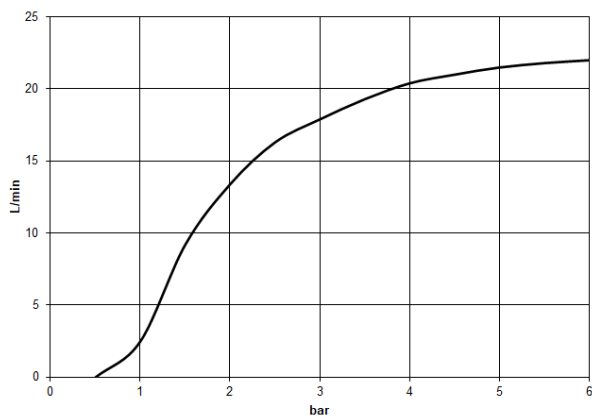


- Concealed wall elbow -
35 085 970 90
- min. recess depth 90 mm
 - max. recess depth 163 mm

mm [inches]



Flow rate chart



Codes & Standards

DIN 4109

EN 1112

ISO 3822

Scottish Water
Byelaws

UK Water Supply
Regulations

Ü-Zeichen



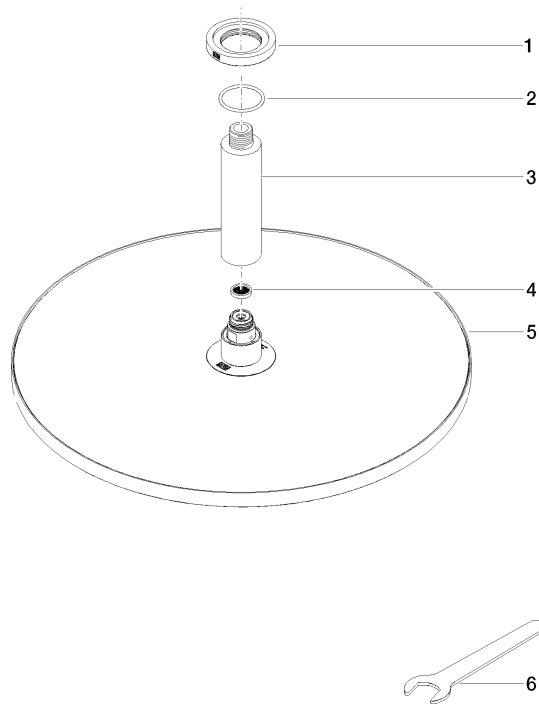
Rain shower with ceiling fixing 400 mm - Brushed Champagne (22kt Gold)

SERIES SPECIFIC

28 699 970 Product version from 3/13/2017

Certificates and sustainability

LGA_29	WRAS_2212	DVGW_DW- 6517DN0
--------	-----------	---------------------



Spare parts list

No.	Item Number	Name	Quantity used	Delivery time
2	09 14 10 141 90	seal	1.00	2
3	09 11 03 080-46	connection	1.00	30
1	09 27 22 040-46	rosette	1.00	30
4	09 23 01 075 90	insert	1.00	2
6	90 30 09 069 00 90	key	1.00	2
5	90 12 05 090 00-46	shower	1.00	30