














Rain shower with ceiling fixing 400 mm - Champagne (22kt Gold)

28 699 970 Product version from 3/13/2017



- rain shower Ø 400 mm
- PURE RAIN, max. flow rate 20 l/min (at 3 bar)
- Max. flow rate 20 l/min (at 3 bar)
- Function from: 12 l/min
- rosette Ø 60 mm optional
- 1/2" connection
- with anti-scale system
- quick clearing
- WRAS

Product change as of 1st April 2024: max. flow 20l/min

	Champagne (22kt Gold)	28 699 970-47
	Chrome	28 699 970-00
	Brushed Platinum	28 699 970-06
	Platinum	28 699 970-08
	Dark Chrome	28 699 970-19
	Light Gold	28 699 970-26
	Brushed Light Gold	28 699 970-27
	Brushed Durabronze (23kt Gold)	28 699 970-28
	Matte Black	28 699 970-33
	Brushed Bronze	28 699 970-42
	Brushed Champagne (22kt Gold)	28 699 970-46
	Brushed Chrome	28 699 970-93
	Brushed Dark Platinum	28 699 970-99

Recommended miscellaneous



Concealed wall elbow -

35 085 970 90

- min. recess depth mm
- max. recess depth mm

Rain shower with ceiling fixing 400 mm - Champagne (22kt Gold)

28 699 970 Product version from 3/13/2017

mm [inches]



Flow rate chart



Codes & Standards

DIN 4109	EN 1112	ISO 3822	Scottish Water Byelaws
UK Water Supply Regulations	Ü-Zeichen		



Rain shower with ceiling fixing 400 mm - Champagne (22kt Gold)

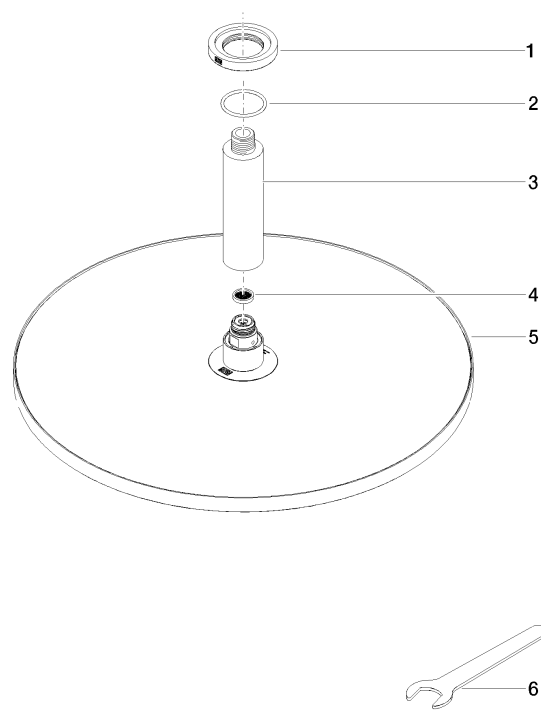
28 699 970 Product version from 3/13/2017

Certificates

LGA_29	WRAS_2212	DVGW_DW- 6517DN0
--------	-----------	---------------------

Rain shower with ceiling fixing 400 mm - Champagne (22kt Gold)

28 699 970 Product version from 3/13/2017



Spare parts list

No.	Item Number	Name	Quantity used	Delivery time
1	09 27 22 040-47	rosette	1	30
2	09 14 10 141 90	seal	1	2
3	09 11 03 080-47	connection	1	30
4	09 23 01 075 90	insert	1	2
5	90 12 05 090 00-47	shower	1	30
6	90 30 09 069 00 90	key	1	2