











TARA ULTRA POT FILLER Cold-water valve - Dark Chrome

30 805 875



- 500mm projection
- pivoting spout
- laminar flow
- cold water only
- max. flow 5.7 l/min at 3 bar flow pressure
- min. recess depth 125 mm
- max. recess depth 80 mm
- lead-free
- This product can help a building meet the requirements of Green Building Rating Systems, e.g. LEED®, BREEAM®, DGNB
- WRAS

	Dark Chrome	30 805 875-19
	Chrome	30 805 875-00
	Brushed Platinum	30 805 875-06
	Platinum	30 805 875-08
	Durabrand (23kt Gold)	30 805 875-09
	Brushed Durabrand (23kt Gold)	30 805 875-28
	Brushed Champagne (22kt Gold)	30 805 875-46
	Champagne (22kt Gold)	30 805 875-47
	Brushed Chrome	30 805 875-93
	Brushed Dark Platinum	30 805 875-99

Required miscellaneous

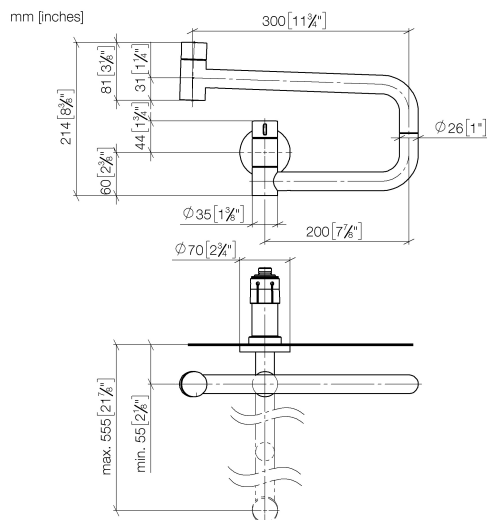
POT FILLER Concealed wall elbow 35 087 970 90



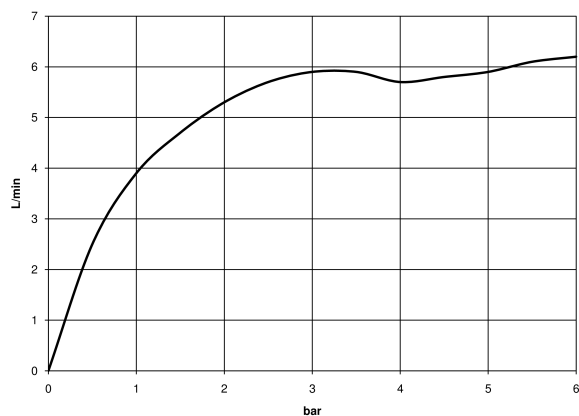
- min. recess depth mm
- max. recess depth mm

TARA ULTRA POT FILLER Cold-water valve - Dark Chrome

30 805 875



Flow rate chart



Codes & Standards

ASME A112.18.1	cUPC	DIN 4109	ISO 3822
NSF372	NSF61	Scottish Water Byelaws	UK Water Supply Regulations

Ü-Zeichen



TARA ULTRA POT FILLER Cold-water valve - Dark Chrome

30 805 875

Certificates

LGA_29	IAPMO_N-4	IAPMO_6	WRAS_240702	IAPMO_4976 (
--------	-----------	---------	-------------	--------------

TARA ULTRA POT FILLER Cold-water valve - Dark Chrome

30 805 875

