

## Showerpipe with shower thermostat without hand shower - Brushed Platinum

IMO

34 459 980



Fits: IMO, MEM, CL.1, CYO

- shower with fixed riser projection 453mm
- overhead shower: rain flow
- rain shower 300 x 240mm
- rain shower with anti-scale system
- max. rainshower flow 20 l/min
- Function from: 12 l/min
- rotary diverter with volume control and shut-off function
- slide-on rosettes Ø 70 mm
- height of fittings up to rain shower (bottom edge) 1009mm
- height of fittings up to top edge of elbow 1150mm
- gauge 150 mm - 13 mm
- metal shower hose 1750mm with integrated anti-twist protection
- 1/2" connection
- slide bar
- Pipe diameter 23.5 mm
- quick clearing
- WRAS 2204013

This article does not include a hand shower!

Intrinsic protection against back flow.


	Brushed Platinum	34 459 980-06
	Chrome	34 459 980-00
	Platinum	34 459 980-08
	Dark Chrome	34 459 980-19
	Brushed Light Gold	34 459 980-27
	Brushed Durabronze (23kt Gold)	34 459 980-28
	Matte Black	34 459 980-33
	Brushed Champagne (22kt Gold)	34 459 980-46
	Champagne (22kt Gold)	34 459 980-47
	Brushed Chrome	34 459 980-93
	Brushed Dark Platinum	34 459 980-99

## Showerpipe with shower thermostat without hand shower - Brushed Platinum

IMO

34 459 980

### Required miscellaneous

	<b>Hand shower - Brushed Platinum</b>	28 012 979-06
---	---------------------------------------	---------------


### Required miscellaneous

	<b>Hand shower - Brushed Platinum</b>	28 017 979-06
---	---------------------------------------	---------------

### Required miscellaneous

	<b>Hand shower - Brushed Platinum</b>	28 016 979-06
---	---------------------------------------	---------------

### Required miscellaneous

	<b>Hand shower FlowReduce - Brushed Platinum</b>	28 018 979-06 0010
---	--	--------------------


### Required miscellaneous

	<b>SERIES-VARIOUS Hand shower - Brushed Platinum</b>	28 029 979-06
---	--	---------------


### Required miscellaneous

	<b>SERIES-VARIOUS Hand shower - Brushed Platinum</b>	28 025 979-06 0010
---	--	--------------------

### Required miscellaneous

	<b>Hand shower FlowReduce - Brushed Platinum</b>	28 016 979-06 0010
---	--	--------------------

### Required miscellaneous

	<b>Hand shower FlowReduce - Brushed Platinum</b>	28 012 979-06 0010
---	--	--------------------

### Required miscellaneous

	<b>Hand shower - Brushed Platinum</b>	28 018 979-06
---	---------------------------------------	---------------

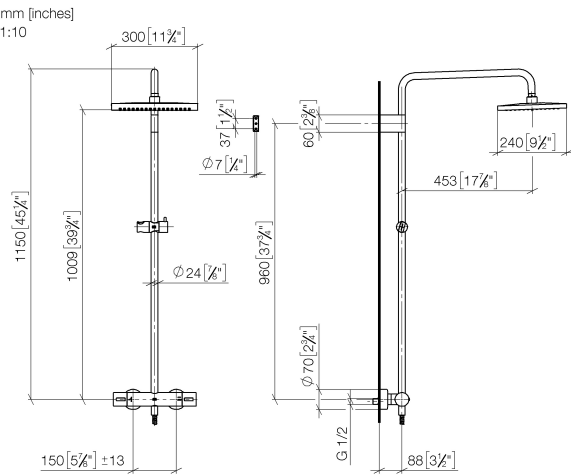
### Required miscellaneous

	<b>SERIES-VARIOUS Hand shower - Brushed Platinum</b>	28 029 979-06 0010
---	--	--------------------

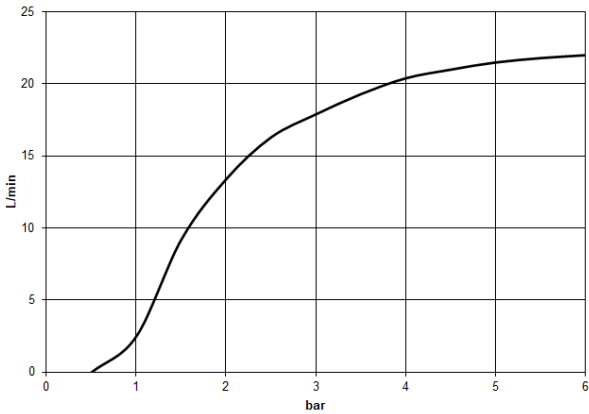
### Required miscellaneous

	<b>SERIES-VARIOUS Hand shower - Brushed Platinum</b>	28 027 979-06 0010
---	--	--------------------

34 459 980



Flow rate chart



Codes & Standards

DIN 4109	EN 1717	ISO 3822	Scottish Water Byelaws
UK Water Supply Regulations	Ü-Zeichen		



## Showerpipe with shower thermostat without hand shower - Brushed Platinum

---

IMO

34 459 980

### Certificates

---

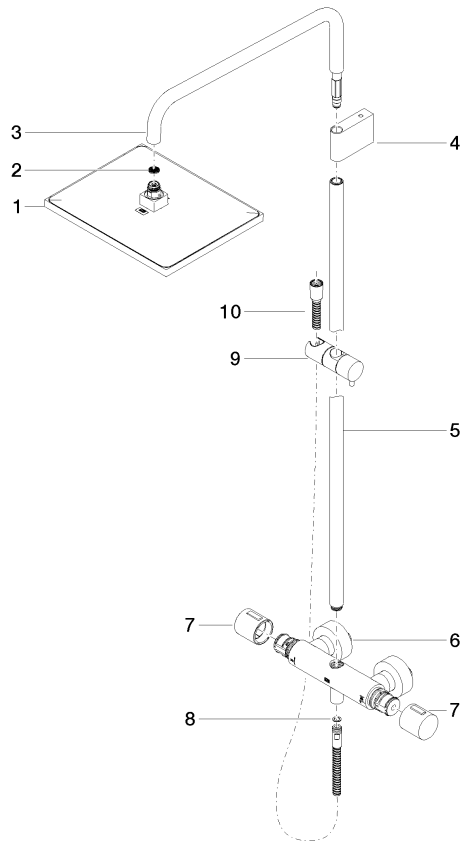
WRAS\_2204

LGA\_38

Belgaqua\_21-032-2

**Product version from 6/1/2024**

Parts for other  
finishes can be found  
here: [Chrome](#)





## Showerpipe with shower thermostat without hand shower - Brushed Platinum

IMO

34 459 980

### Spare parts list

#### Product version from 6/1/2024

No.	Item Number	Name	Quantity used	Delivery time
	04 12 05 063 00-06	shower	11	10