


Showerpipe with shower thermostat - Platinum










IMO

ST 050 305 2979



Fits: IMO, LULU, TARA, LISSÉ, VAIA, META, CYO

- shower with fixed riser projection 453mm
- Rain shower: PURE RAIN, max. flow rate 7 l/min (at 3 bar)
- rain shower Ø 220 mm
- rain shower with anti-scale system
- Hand shower: COMPACT RAIN, max. flow rate 15 l/min (at 3 bar)
- spray head Ø 100mm
- rotary diverter with volume control and shut-off function
- slide-on rosettes Ø 70 mm
- height of fittings up to rain shower (bottom edge) 1009mm
- height of fittings up to top edge of elbow 1150mm
- gauge 150 mm - 13 mm
- metal shower hose 1750mm with integrated anti-twist protection
- 1/2" connection
- slide bar
- Pipe diameter 23.5 mm

	Platinum	ST 050 305 2979-08
	Chrome	ST 050 305 2979-00
	Brushed Platinum	ST 050 305 2979-06
	Dark Chrome	ST 050 305 2979-19
	Brushed Durabross (23kt Gold)	ST 050 305 2979-28
	Matte Black	ST 050 305 2979-33
	Brushed Champagne (22kt Gold)	ST 050 305 2979-46
	Champagne (22kt Gold)	ST 050 305 2979-47
	Brushed Dark Platinum	ST 050 305 2979-99

Individual components of this set

You need the following components for this set



1x

28 015 979-08



1x

34 459 979-08

## Showerpipe with shower thermostat - Platinum

IMO



























ST 050 305 2979



- COMPACT RAIN, max. flow rate 15 l/min (at 3 bar)
- with anti-scale system
- spray head Ø 100mm
- 1/2" connection
- WRAS 2009011

Intrinsic protection against back flow.

Fits: IMO, LULU, MADISON, MEM, TARA,  
CL.1, LISSÉ, VAIA, META, CYO

	Platinum	28 015 979-0
	Chrome	28 015 979-0
	Chrome	28 015 979-00 001
	Brushed Platinum	28 015 979-0
	Brushed Platinum	28 015 979-06 001
	Platinum	28 015 979-08 001
	Dark Chrome	28 015 979-1
	Dark Chrome	28 015 979-19 001
	Light Gold	28 015 979-2
	Light Gold	28 015 979-26 001
	Brushed Light Gold	28 015 979-27 001
	Brushed Light Gold	28 015 979-2
	Brushed Durabronze (23kt Gold)	28 015 979-2
	Brushed Durabronze (23kt Gold)	28 015 979-28 001
	Matte Black	28 015 979-3
	Matte Black	28 015 979-33 001
	Brushed Bronze	28 015 979-42 001
	Brushed Bronze	28 015 979-4
	Brushed Champagne (22kt Gold)	28 015 979-4
	Brushed Champagne (22kt Gold)	28 015 979-46 001
	Champagne (22kt Gold)	28 015 979-4
	Champagne (22kt Gold)	28 015 979-47 001
	Brushed Chrome	28 015 979-9
	Brushed Chrome	28 015 979-93 001
	Brushed Dark Platinum	28 015 979-9
	Brushed Dark Platinum	28 015 979-99 001

ST 050 305 2979

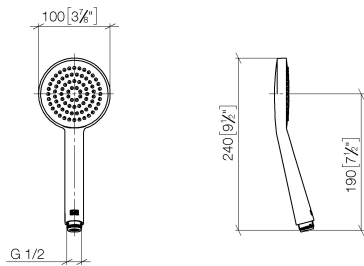
8  
—  
0  
—  
0  
—  
6  
—  
0  
—  
0  
—  
9  
—  
0  
—  
6  
—  
0  
—  
0  
—  
7  
—  
8  
—  
0  
—  
3  
—  
0  
—  
0  
—  
2  
—  
6  
—  
0  
—  
7  
—  
0  
—  
3  
—  
0  
—  
9  
—  
0  
—



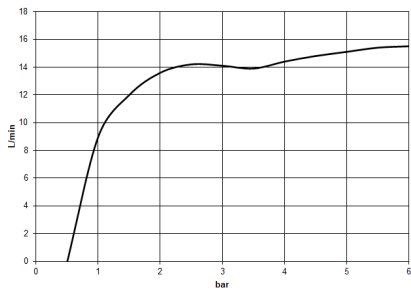


ST 050 305 2979

mm [inches]



### Flow rate chart



### Certificates

WRAS\_2009

DVGW\_DW-  
6517DN0

LGA\_29

Codes & Standards

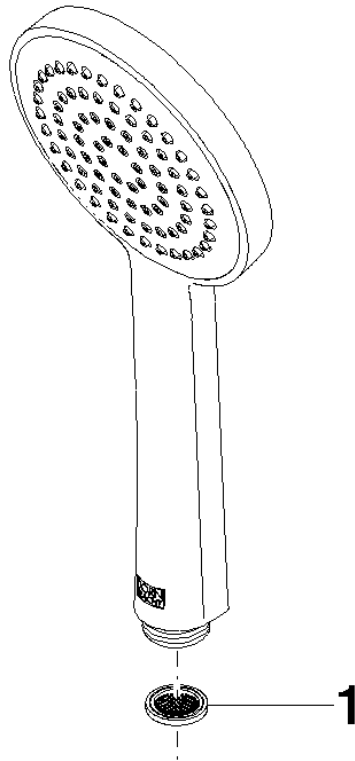
DIN 4109	EN 1112	ISO 3822	Scottish Water Byelaws
UK Water Supply Regulations	Ü-Zeichen		





**Product version from 4/1/2024**

Parts for other  
finishes can be found  
here: [Chrome](#)





Showerpipe with shower thermostat - Platinum

IMO

ST 050 305 2979

**Spare parts list**

**Product version from 4/1/2024**

No.	Item Number	Name	Quantity used	Delivery time
	09 23 01 039 90	sieve	1	2

## Showerpipe with shower thermostat - Platinum

IMO

ST 050 305 2979



Fits: IMO, LULU, TARA, LISSÉ, VAIA, META

- shower with fixed riser projection 453mm
- overhead shower: rain flow
- rain shower Ø 220 mm
- rain shower with anti-scale system
- max. rainshower flow 7 l/min
- rotary diverter with volume control and shut-off function
- slide-on rosettes Ø 70 mm
- height of fittings up to rain shower (bottom edge) 1009mm
- height of fittings up to top edge of elbow 1150mm
- gauge 150 mm - 13 mm
- metal shower hose 1750mm with integrated anti-twist protection
- 1/2" connection
- slide bar
- Pipe diameter 23.5 mm
- quick clearing
- This product can help a building meet the requirements of Green Building Rating Systems, e.g. LEED®, BREEAM®, DGNB
- WRAS 2204013

This article does not include a hand shower!

Intrinsic protection against back flow.

	Platinum	34 459 979-0
	Chrome	34 459 979-0
	Brushed Platinum	34 459 979-0
	Dark Chrome	34 459 979-1
	Light Gold	34 459 979-2
	Brushed Light Gold	34 459 979-2
	Brushed Durabronze (23kt Gold)	34 459 979-2
	Matte Black	34 459 979-3
	Brushed Bronze	34 459 979-4
	Brushed Champagne (22kt Gold)	34 459 979-4
	Champagne (22kt Gold)	34 459 979-4
	Brushed Chrome	34 459 979-9
	Brushed Dark Platinum	34 459 979-9

ST 050 305 2979

8  
—  
0  
—  
6  
—  
9  
—  
6  
—  
7  
—  
8  
—  
3  
—  
2  
—  
6  
—  
7  
—  
3  
—  
9  
—



# Showerpipe with shower thermostat - Platinum


IMO

ST 050 305 2979

## Required miscellaneous

	<b>Hand shower - Platinum</b>	28 016 979-08
---	-------------------------------	---------------


## Required miscellaneous

	<b>Hand shower FlowReduce - Platinum</b>	28 016 979-08 0010
---	--	--------------------

## Required miscellaneous

	<b>Hand shower - Platinum</b>	28 017 979-08
---	-------------------------------	---------------

## Required miscellaneous

	<b>Hand shower FlowReduce - Platinum</b>	28 018 979-08 0010
---	--	--------------------

## Required miscellaneous

	<b>SERIES-VARIOUS Hand shower - Platinum</b>	28 029 979-08 0010
---	--	--------------------


## Required miscellaneous

	<b>SERIES-VARIOUS Hand shower - Platinum</b>	28 025 979-08 0010
---	--	--------------------

## Required miscellaneous

	<b>Hand shower - Platinum</b>	28 012 979-08
---	-------------------------------	---------------

## Required miscellaneous

	<b>Hand shower FlowReduce - Platinum</b>	28 012 979-08 0010
---	--	--------------------

## Required miscellaneous

	<b>Hand shower - Platinum</b>	28 018 979-08
---	-------------------------------	---------------

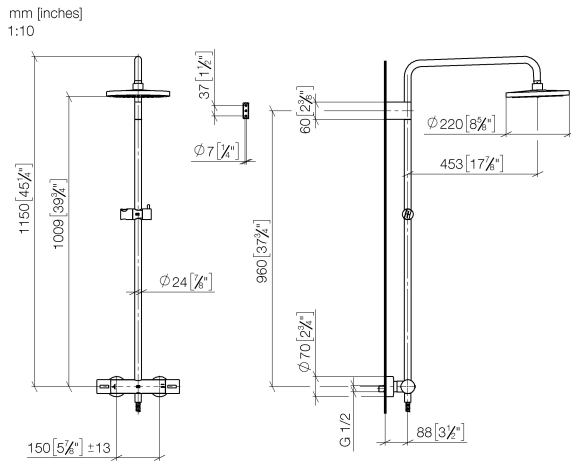
## Required miscellaneous

	<b>SERIES-VARIOUS Hand shower - Platinum</b>	28 029 979-08
---	--	---------------

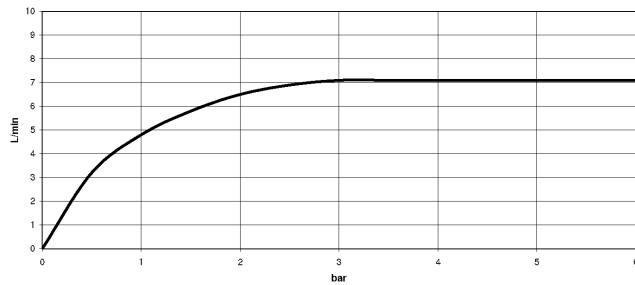
## Required miscellaneous

	<b>SERIES-VARIOUS Hand shower - Platinum</b>	28 027 979-08 0010
---	--	--------------------

ST 050 305 2979



### Flow rate chart



### Certificates

WRAS\_2204

DVGW\_DW-  
6509DN0

Belgaqua\_21-032-2 LGA\_38

Codes & Standards

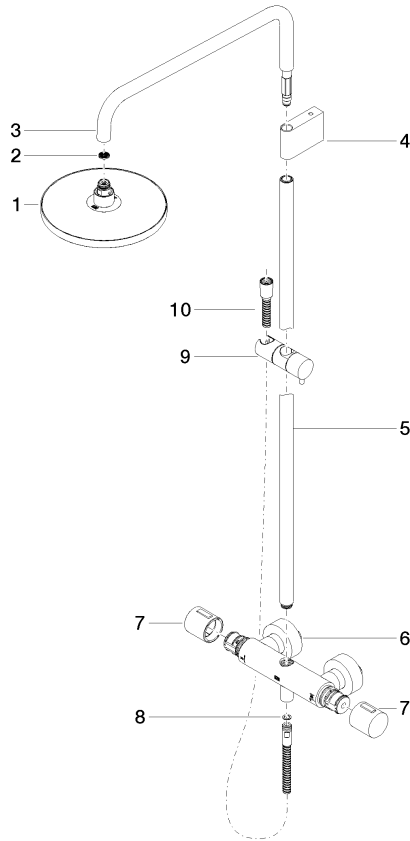
DIN 4109	EN 1111	EN 1717	ISO 3822
Scottish Water Byelaws	UK Water Supply Regulations	Ü-Zeichen	





**Product version from 4/1/2024**

Parts for other  
finishes can be found  
here: [Chrome](#)



Spare parts list

Product version from 4/1/2024

No.	Item Number	Name	Quantity used	Delivery time
	90 12 05 092 20-08	shower	11	40