

**WATER FALL Cascade spout with individual jets for wall mounting -
Champagne (22kt Gold)**

IMO

13 425 979



- 22mm projection
- PEARLSTREAM
- plate 240 mm x 60 mm
- connection 1/2", for shortening
- plug-link mounting
- Max. flow rate 9.5 l/min (at 3 bar)

Fits: IMO, LULU, MADISON, MEM, TARA,
CL.1, LISSÉ, VAIA, META, CYO

| | | |
|--|--------------------------------|---------------|
|  | Champagne (22kt Gold) | 13 425 979-47 |
|  | Chrome | 13 425 979-00 |
|  | Brushed Platinum | 13 425 979-06 |
|  | Platinum | 13 425 979-08 |
|  | Dark Chrome | 13 425 979-19 |
|  | Light Gold | 13 425 979-26 |
|  | Brushed Light Gold | 13 425 979-27 |
|  | Brushed Durabronze (23kt Gold) | 13 425 979-28 |
|  | Matte Black | 13 425 979-33 |
|  | Brushed Bronze | 13 425 979-42 |
|  | Brushed Champagne (22kt Gold) | 13 425 979-46 |
|  | Brushed Chrome | 13 425 979-93 |
|  | Brushed Dark Platinum | 13 425 979-99 |

Recommended miscellaneous



- Concealed wall elbow -**
- max. recess depth 163 mm
 - min. recess depth 90 mm

35 085 970 90

Recommended miscellaneous

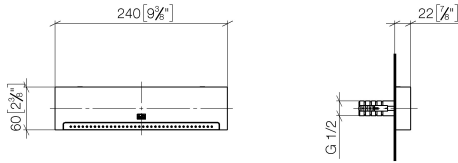


- Concealed wall elbow -**
- max. recess depth 163 mm
 - min. recess depth 90 mm

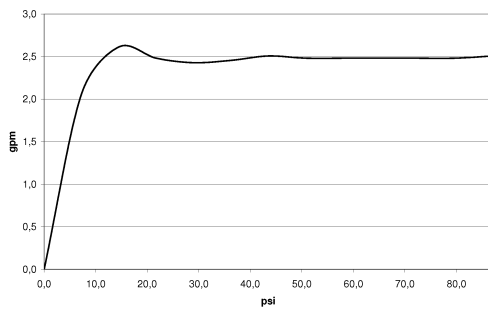
35 085 970 90

**WATER FALL Cascade spout with individual jets for wall mounting -
Champagne (22kt Gold)**

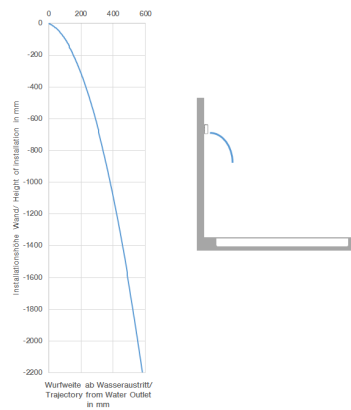
13 425 979
mm [inches]



Flow rate chart



Trajectory diagram



Codes & Standards

DIN 4109

ISO 3822

Ü-Zeichen



WATER FALL Cascade spout with individual jets for wall mounting -
Champagne (22kt Gold)

IMO

13 425 979
Certificates

LGA_19

WATER FALL Cascade spout with individual jets for wall mounting -
Champagne (22kt Gold)

13 425 979

Product version from 10/1/2023





WATER FALL Cascade spout with individual jets for wall mounting -
Champagne (22kt Gold)

IMO

13 425 979

Spare parts list

Product version from 10/1/2023

| No. | Item Number | Name | Quantity used | Delivery time |
|-----|--------------------|------------|---------------|---------------|
| | 04 30 31 024 01 90 | fixing set | 9 | 2 |