







CL.1 Deck-mounted basin spout without pop-up waste - Brushed Champagne (22kt Gold)

CL.1

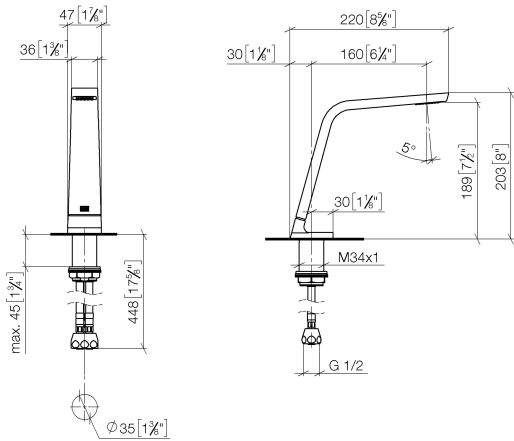
13 715 705	Product version from 7/1/2021		
	<ul style="list-style-type: none"> 160mm projection fixed spout rectangular spray pattern with 40 individual jets height of mixer 204 mm height up to aerator 190 mm hole diameter 35 mm 2x screw-in M 10 x 1 pressure hose, leak-tested 1/2" connection max. flow 4 l/min lead-free This product can help a building meet the requirements of Green Building Rating Systems, e.g. LEED®, BREEAM®, DGNB WRAS 	<div>  <div>Brushed Champagne (22kt Gold)</div> </div>	13 715 705-46
		<div>  <div>Chrome</div> </div>	13 715 705-00
		<div>  <div>Brushed Platinum</div> </div>	13 715 705-06
		<div>  <div>Dark Chrome</div> </div>	13 715 705-19
		<div>  <div>Champagne (22kt Gold)</div> </div>	13 715 705-47
		<div>  <div>Brushed Dark Platinum</div> </div>	13 715 705-99



CL.1 Deck-mounted basin spout without pop-up waste - Brushed Champagne
(22kt Gold)

CL.1

13 715 705 Product version from 7/1/2021
mm [inches]



Flow rate chart



Codes & Standards

ASME A112.18.1	cUPC	EPA WaterSense	Executive Order no. 1007
NSF372	NSF61	WaterSense	



CL.1 Deck-mounted basin spout without pop-up waste - Brushed Champagne
(22kt Gold)

CL.1

13 715 705 Product version from 7/1/2021

Certificates and sustainability

GDV_0400	IAPMO_N-4	IAPMO_4976	IAPMO_8834	IAPMO_6
----------	-----------	------------	------------	---------

CL.1 Deck-mounted basin spout without pop-up waste - Brushed Champagne (22kt Gold)

CL.1

13 715 705 Product version from 7/1/2021

Parts for other
finishes can be found
here: [Chrome](#)



Spare parts list

No.	Item Number	Name	Quantity used	Delivery time
8	09 30 01 208 90	connection	1.00	2
7	04 30 04 019 00 90	hose	2.00	2
5	09 14 10 130 90	seal	1.00	2
4	09 23 01 034 90	flow reducer	1.00	2
2	09 31 11 044 90	pin	1.00	2
9	04 23 10 044 06 90	fixing set	1.00	2
6	09 11 10 055 10 90	connection	1.00	2
1	90 11 70 003 00-46	spout	1.00	30
3	09 16 01 016 90	ring	1.00	2