






CL.1 Deck valve clockwise closing cold - Brushed Platinum

CL.1

20 000 705    Product version from 3/9/2015



- hole diameter valve 32 mm
- rosette 60 x 60 mm
- with cold marking
- WRAS

|   |                               |               |
|---|-------------------------------|---------------|
|  | Brushed Platinum              | 20 000 705-06 |
|  | Chrome                        | 20 000 705-00 |
|  | Dark Chrome                   | 20 000 705-19 |
|  | Brushed Champagne (22kt Gold) | 20 000 705-46 |
|  | Champagne (22kt Gold)         | 20 000 705-47 |
|  | Brushed Dark Platinum         | 20 000 705-99 |

## CL.1 Deck valve clockwise closing cold - Brushed Platinum

CL.1

20 000 705 Product version from 3/9/2015

mm [inches]



### Flow rate chart



### Codes & Standards

|                |      |          |          |
|----------------|------|----------|----------|
| ASME A112.18.1 | cUPC | DIN 4109 | ISO 3822 |
|----------------|------|----------|----------|

|                           |                                |           |
|---------------------------|--------------------------------|-----------|
| Scottish Water<br>Byelaws | UK Water Supply<br>Regulations | Ü-Zeichen |
|---------------------------|--------------------------------|-----------|



## CL.1 Deck valve clockwise closing cold - Brushed Platinum

---

CL.1

20 000 705 Product version from 3/9/2015

### Certificates and sustainability

---

IAPMO\_4976

WRAS\_2103

LGA\_28

## CL.1 Deck valve clockwise closing cold - Brushed Platinum

CL.1

20 000 705 Product version from 3/9/2015

Parts for other  
finishes can be found  
here: [Chrome](#)



### Spare parts list

| No. | Item Number        | Name               | Quantity used | Delivery time |
|-----|--------------------|--------------------|---------------|---------------|
| 8   | 09 23 10 012 90    | nut                | 1.00          | 2             |
| 1   | 90 20 70 051 04-06 | handle ( cold )    | 1.00          | 10            |
| 5   | 04 17 11 023 10 90 | distributor        | 1.00          | 2             |
| 2   | 04 17 11 058 33 90 | side panel         | 1.00          | 2             |
| 7   | 09 30 11 059 90    | disc               | 1.00          | 2             |
| 4   | 04 23 10 032 78 90 | fixing set         | 1.00          | 2             |
| 3   | 90 90 03 133 00 90 | top                | 1.00          | 2             |
| 6   | 90 23 30 040 00-06 | threaded connector | 1.00          | 10            |