






Deck valve anti-clockwise closing cold - Brushed Platinum

SERIES SPECIFIC

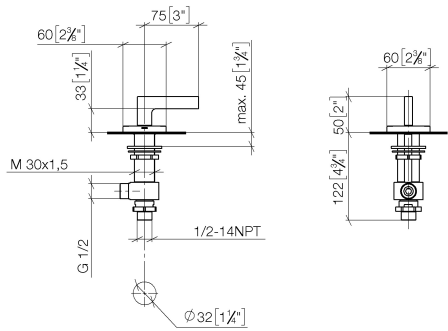
20 000 716 Product version from 6/1/2015



- hole diameter 32 mm
- rosette 60 x 60 mm
- with cold marking

| | | |
|---|-------------------------------|---------------|
|  | Brushed Platinum | 20 000 716-06 |
|  | Chrome | 20 000 716-00 |
|  | Dark Chrome | 20 000 716-19 |
|  | Brushed Champagne (22kt Gold) | 20 000 716-46 |
|  | Champagne (22kt Gold) | 20 000 716-47 |
|  | Brushed Dark Platinum | 20 000 716-99 |

mm [inches]



Flow rate chart



Codes & Standards

ASME A112.18.1 cUPC DIN 4109 ISO 3822

Ü-Zeichen



Deck valve anti-clockwise closing cold - Brushed Platinum

SERIES SPECIFIC

20 000 716 Product version from 6/1/2015

Certificates and sustainability

IAPMO_4976 LGA_28

20 000 716 Product version from 6/1/2015

Parts for other
finishes can be found
here: [Chrome](#)



Spare parts list

| No. | Item Number | Name | Quantity used | Delivery time |
|-----|--------------------|-----------------|---------------|---------------|
| 4 | 04 23 10 032 78 90 | fixing set | 1.00 | 2 |
| 5 | 04 17 11 023 10 90 | distributor | 1.00 | 2 |
| 1 | 90 20 70 057 01-06 | handle (cold) | 1.00 | 10 |
| 3 | 90 90 03 132 00 90 | top | 1.00 | 2 |
| 7 | 09 23 10 012 90 | nut | 1.00 | 2 |
| 6 | 09 30 11 059 90 | disc | 1.00 | 2 |
| 2 | 04 17 11 058 32 90 | side panel | 1.00 | 2 |